

Fysikum - Survey of travel at SU for 2013

Answer Count: 53

Conference

1
1
1
2
6
1
2
2
1
3
2
1
2
2
1
1
2
1
2
1

20 (41)

Workshop outside SU with many participants (more than 5)

1
3
1
1
1
2
1
3
2
3
0
2
1
1
5
1
5
3
1
2

20 (30)

Workshop outside SU with few participants (5 or less)

1
0
0
2
0
0
0
0
0
3
0

Arranged a workshop at SU with many participants (more than 5)

0
0
1
1
1
1
0
2
2
1
0
1
0
1
0

Arranged a workshop at SU with few participants (5 or less)

0
0
0
1
0
0
0
0

Excursion

0
0
0
0
1
1
0
0
2
1
0

Interviews with job applicants

0
0
1
0
3
0
0
0
0

Advising comittment outside SU

1
0
0
1
0
1
0
1
0
2
0
0

Invited a special adviser to SU (job recruitment etc)

0
0
0
0
0
0
0
0

Travelled by air to a measurement station

0
0
0
0
2
1
1
0
0
0

Teaching outside SU

0
0
0
0
0
2
0
0
1
0

Invited a person for teaching at SU

0
0
0
0
0
0
0
0
4
0

Held a seminar outside SU

0
0

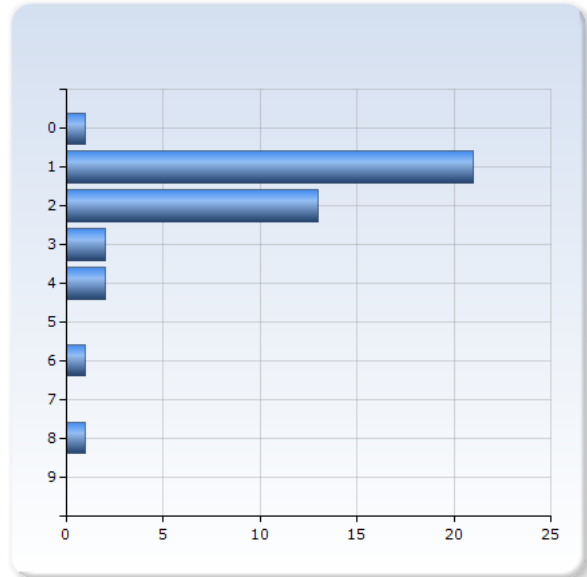
1
0
0
2
1
2
2
1
0
1
0
0
Invited a person that held a seminar at SU
0
0
0
2
0
0
0
0
0
Another activity
1
1
0
2
3
0
1
10
0
1
1
7
1
0
1
1
1
0
0
0

1. Ange om en aktivitet har medfört att en tjänsteresa har utförts med flyg under 2013, och i sådana fall antal gånger.

Specify if an activity has resulted in air travel during 2013, and if so the number of times.

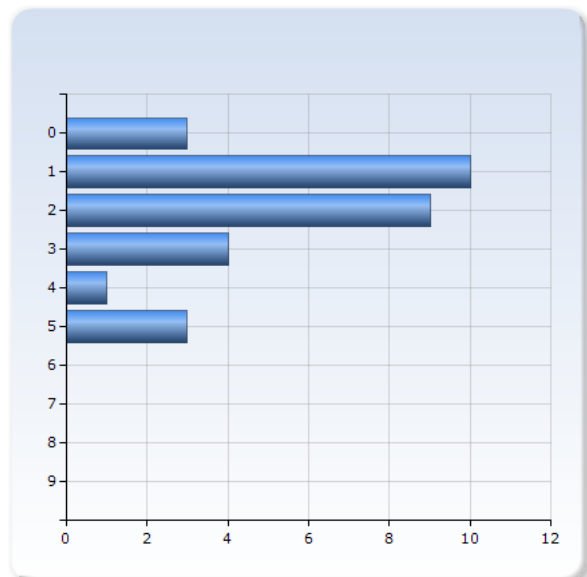
Conference

Conference	Number of Responses
0	1 (2,4%)
1	21 (51,2%)
2	13 (31,7%)
3	2 (4,9%)
4	2 (4,9%)
5	0 (0,0%)
6	1 (2,4%)
7	0 (0,0%)
8	1 (2,4%)
9	0 (0,0%)
Total	41 (100,0%)



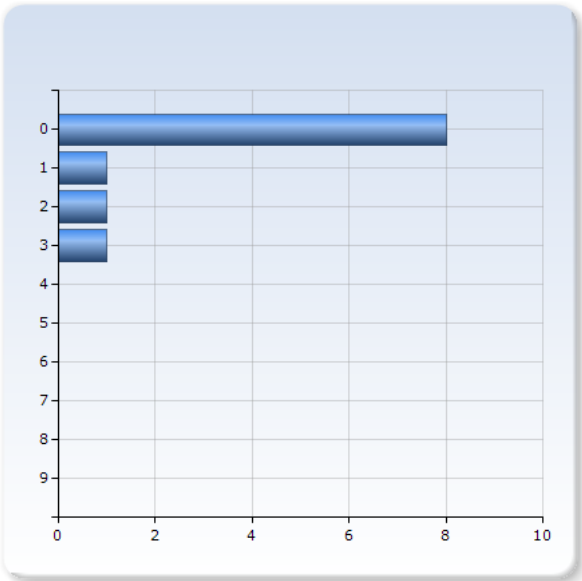
Workshop outside SU with many participants (more than 5)

Workshop outside SU with many participants (more than 5)	Number of Responses
0	3 (10,0%)
1	10 (33,3%)
2	9 (30,0%)
3	4 (13,3%)
4	1 (3,3%)
5	3 (10,0%)
6	0 (0,0%)
7	0 (0,0%)
8	0 (0,0%)
9	0 (0,0%)
Total	30 (100,0%)



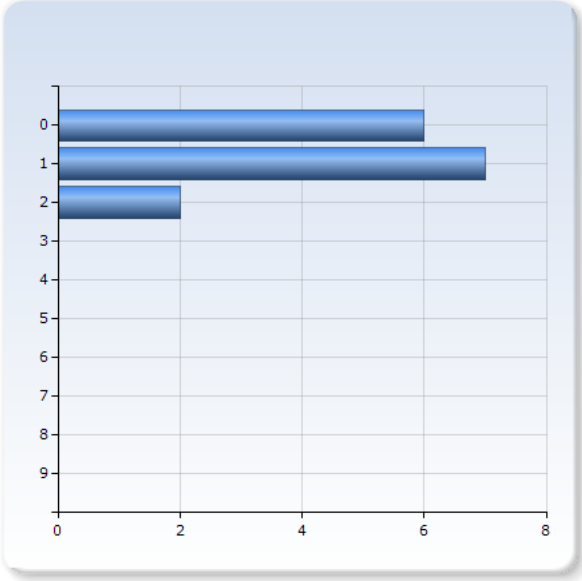
Workshop outside SU with few participants (5 or less)

Workshop outside SU with few participants (5 or less)	Number of Responses
0	8 (72,7%)
1	1 (9,1%)
2	1 (9,1%)
3	1 (9,1%)
4	0 (0,0%)
5	0 (0,0%)
6	0 (0,0%)
7	0 (0,0%)
8	0 (0,0%)
9	0 (0,0%)
Total	11 (100,0%)



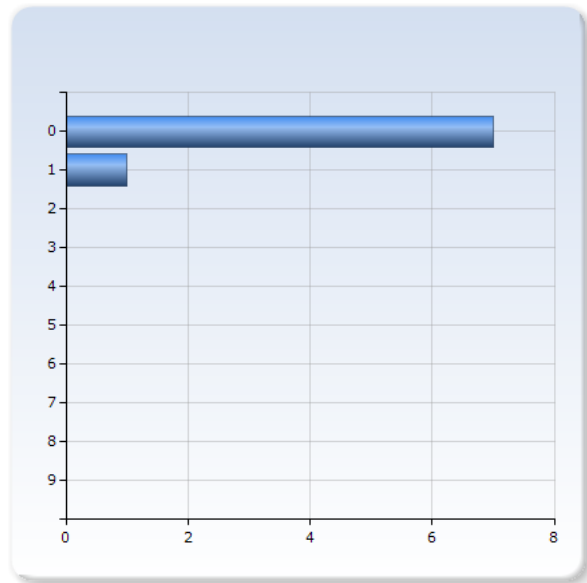
Arranged a workshop at SU with many participants (more than 5)

Arranged a workshop at SU with many participants (more than 5)	Number of Responses
0	6 (40,0%)
1	7 (46,7%)
2	2 (13,3%)
3	0 (0,0%)
4	0 (0,0%)
5	0 (0,0%)
6	0 (0,0%)
7	0 (0,0%)
8	0 (0,0%)
9	0 (0,0%)
Total	15 (100,0%)



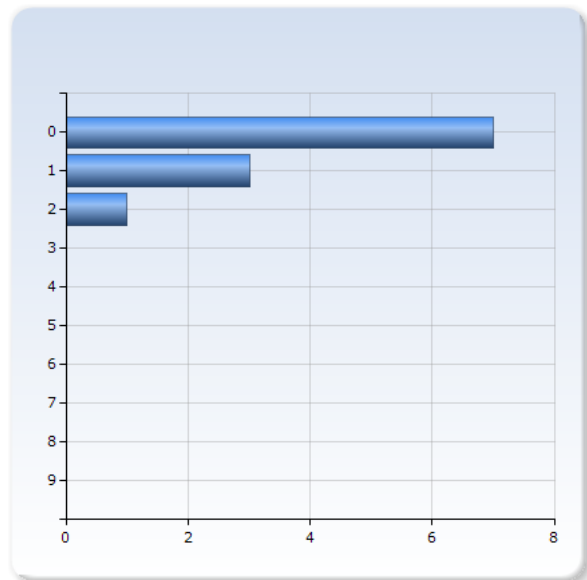
Arranged a workshop at SU with few participants (5 or less)

Arranged a workshop at SU with few participants (5 or less)	Number of Responses
0	7 (87,5%)
1	1 (12,5%)
2	0 (0,0%)
3	0 (0,0%)
4	0 (0,0%)
5	0 (0,0%)
6	0 (0,0%)
7	0 (0,0%)
8	0 (0,0%)
9	0 (0,0%)
Total	8 (100,0%)



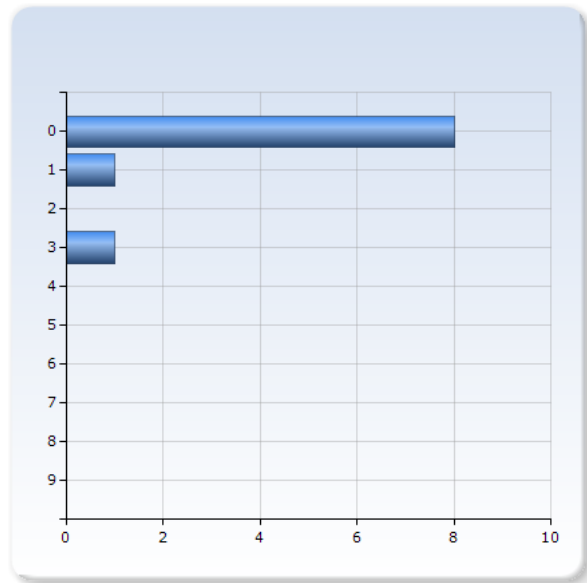
Excursion

Excursion	Number of Responses
0	7 (63,6%)
1	3 (27,3%)
2	1 (9,1%)
3	0 (0,0%)
4	0 (0,0%)
5	0 (0,0%)
6	0 (0,0%)
7	0 (0,0%)
8	0 (0,0%)
9	0 (0,0%)
Total	11 (100,0%)



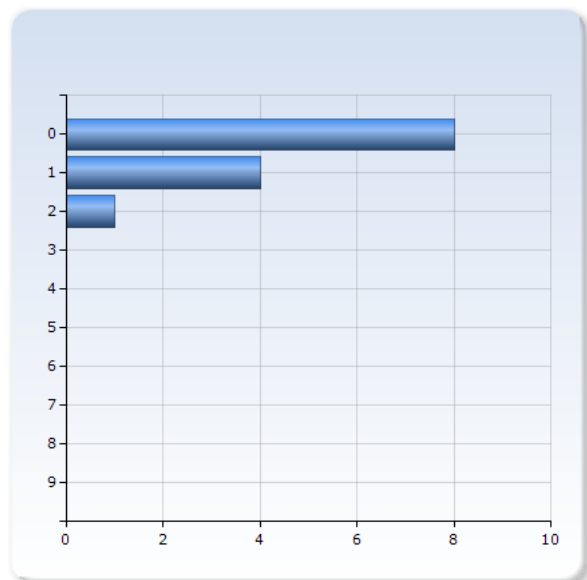
Interviews with job applicants

Interviews with job applicants	Number of Responses
0	8 (80,0%)
1	1 (10,0%)
2	0 (0,0%)
3	1 (10,0%)
4	0 (0,0%)
5	0 (0,0%)
6	0 (0,0%)
7	0 (0,0%)
8	0 (0,0%)
9	0 (0,0%)
Total	10 (100,0%)



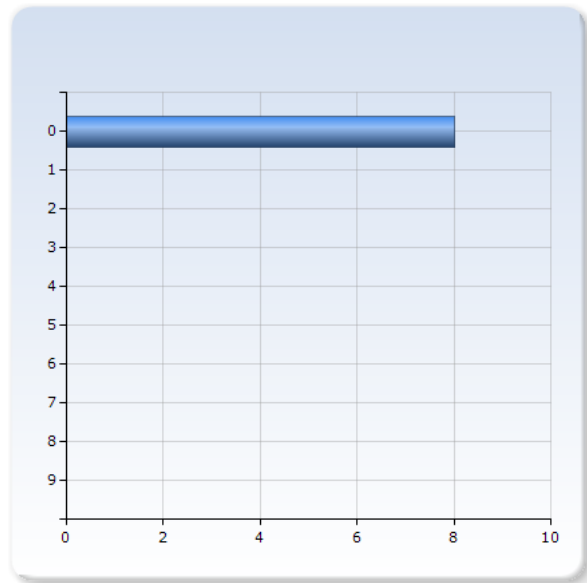
Advising comittment outside SU

Advising comittment outside SU	Number of Responses
0	8 (61,5%)
1	4 (30,8%)
2	1 (7,7%)
3	0 (0,0%)
4	0 (0,0%)
5	0 (0,0%)
6	0 (0,0%)
7	0 (0,0%)
8	0 (0,0%)
9	0 (0,0%)
Total	13 (100,0%)



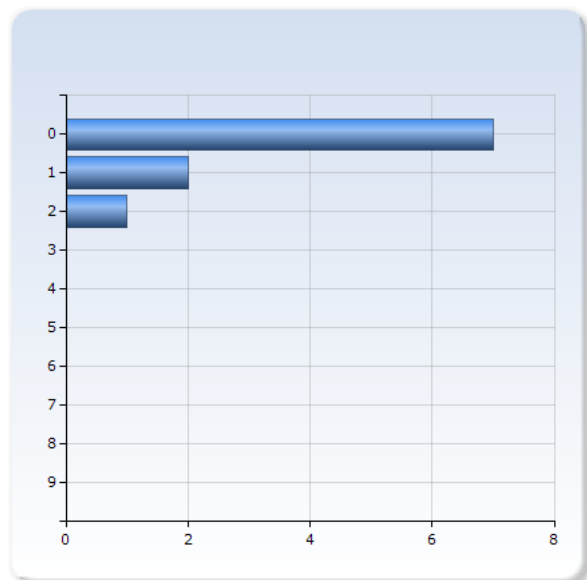
Invited a special adviser to SU (job recruitment etc)

Invited a special adviser to SU (job recruitment etc)	Number of Responses
0	8 (100,0%)
1	0 (0,0%)
2	0 (0,0%)
3	0 (0,0%)
4	0 (0,0%)
5	0 (0,0%)
6	0 (0,0%)
7	0 (0,0%)
8	0 (0,0%)
9	0 (0,0%)
Total	8 (100,0%)



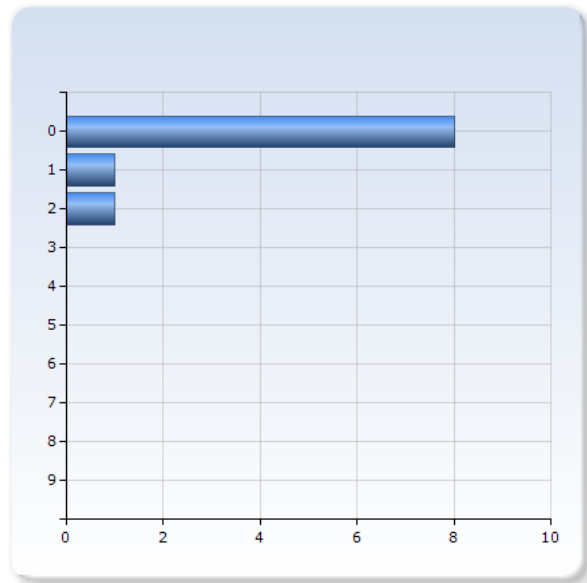
Travelled by air to a measurement station

Travelled by air to a measurement station	Number of Responses
0	7 (70,0%)
1	2 (20,0%)
2	1 (10,0%)
3	0 (0,0%)
4	0 (0,0%)
5	0 (0,0%)
6	0 (0,0%)
7	0 (0,0%)
8	0 (0,0%)
9	0 (0,0%)
Total	10 (100,0%)



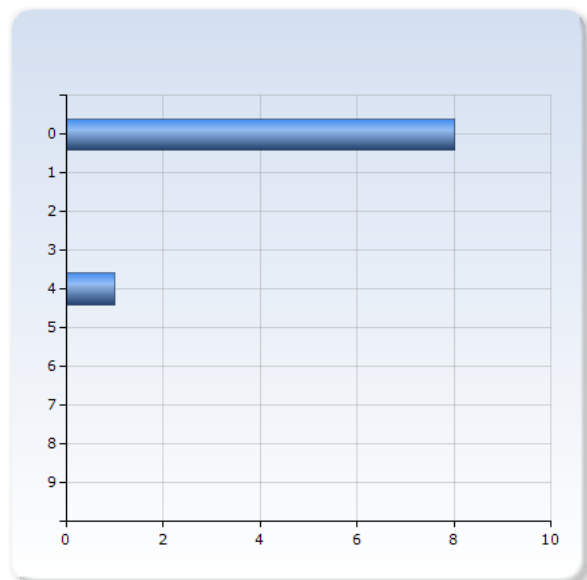
Teaching outside SU

Teaching outside SU	Number of Responses
0	8 (80,0%)
1	1 (10,0%)
2	1 (10,0%)
3	0 (0,0%)
4	0 (0,0%)
5	0 (0,0%)
6	0 (0,0%)
7	0 (0,0%)
8	0 (0,0%)
9	0 (0,0%)
Total	10 (100,0%)



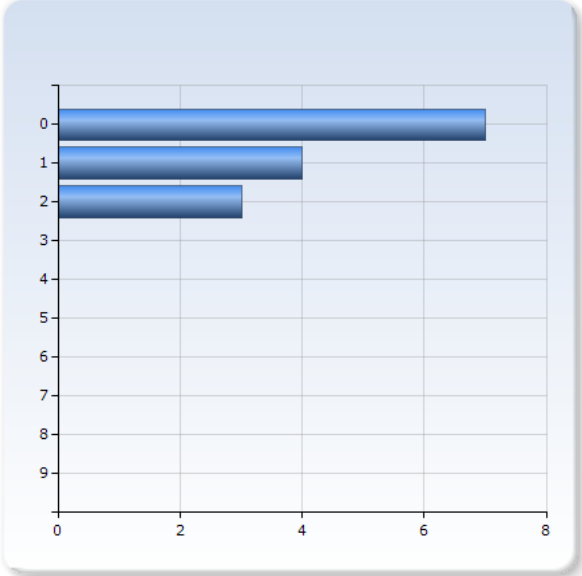
Invited a person for teaching at SU

Invited a person for teaching at SU	Number of Responses
0	8 (88,9%)
1	0 (0,0%)
2	0 (0,0%)
3	0 (0,0%)
4	1 (11,1%)
5	0 (0,0%)
6	0 (0,0%)
7	0 (0,0%)
8	0 (0,0%)
9	0 (0,0%)
Total	9 (100,0%)



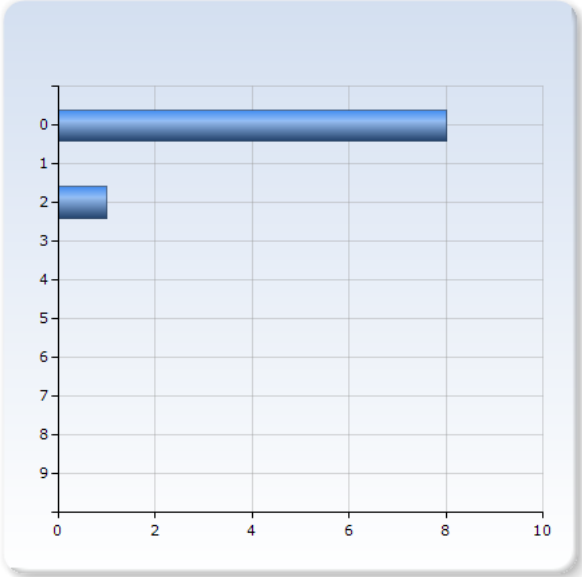
Held a seminar outside SU

Held a seminar outside SU	Number of Responses
0	7 (50,0%)
1	4 (28,6%)
2	3 (21,4%)
3	0 (0,0%)
4	0 (0,0%)
5	0 (0,0%)
6	0 (0,0%)
7	0 (0,0%)
8	0 (0,0%)
9	0 (0,0%)
Total	14 (100,0%)



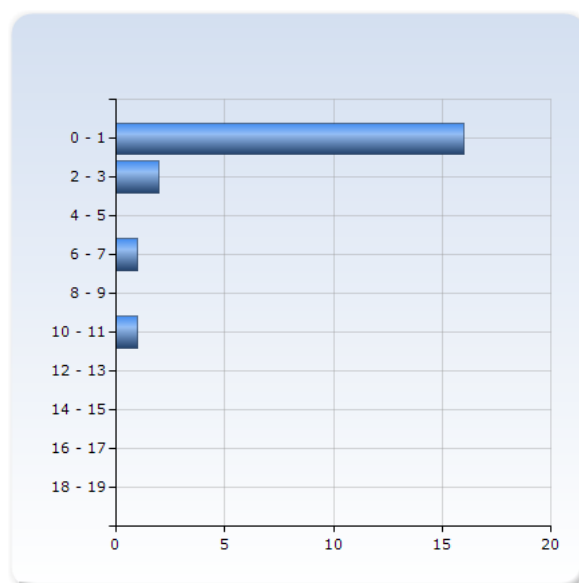
Invited a person that held a seminar at SU

Invited a person that held a seminar at SU	Number of Responses
0	8 (88,9%)
1	0 (0,0%)
2	1 (11,1%)
3	0 (0,0%)
4	0 (0,0%)
5	0 (0,0%)
6	0 (0,0%)
7	0 (0,0%)
8	0 (0,0%)
9	0 (0,0%)
Total	9 (100,0%)



Another activity

Another activity	Number of Responses
0 - 1	16 (80,0%)
2 - 3	2 (10,0%)
4 - 5	0 (0,0%)
6 - 7	1 (5,0%)
8 - 9	0 (0,0%)
10 - 11	1 (5,0%)
12 - 13	0 (0,0%)
14 - 15	0 (0,0%)
16 - 17	0 (0,0%)
18 - 19	0 (0,0%)
Total	20 (100,0%)



. Om du svarar "Another activity", ange denna aktivitet och antal gånger den har utförts.

If you answer "Another activity", specify the activity and the number of times it has been carried out.

Om du svarar "Another activity", ange denna aktivitet och antal gånger den har utförts.

If you answer "Another activity", specify the activity and the number of times it has been carried out.

Besök hos annat universitet

Tog en tre dagars kurs i Malmö.

Official meeting 2 times

Research meetings at CERN (3 times)

Nätverksmöte 1 gång 2013

Committee work for International Research Facility FAIR, Darmstadt Germany, 10 round trips

Experiment 1

Visit kicker magnet manufacturer

CERN Council möten där jag är svensk representant

member of a prize jury

Opponent i Helsingfors

Travel to CERN for meetings

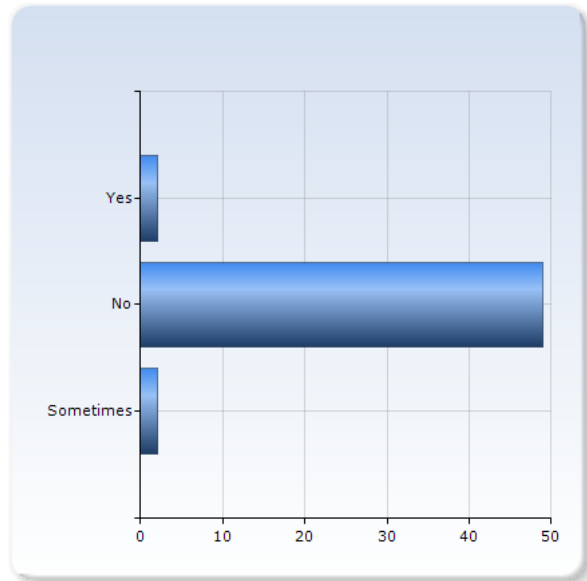
Forskningsvistelse

2.
För aktiviteter som leder till flygresor kan du tänka dig att byta ut någon av dessa mot resfria möten (telefon-, video- och webbmöten) ?

For activities leading to air travel are you willing to replace any of these with travel-free meetings (telephone, video and online meetings) ?

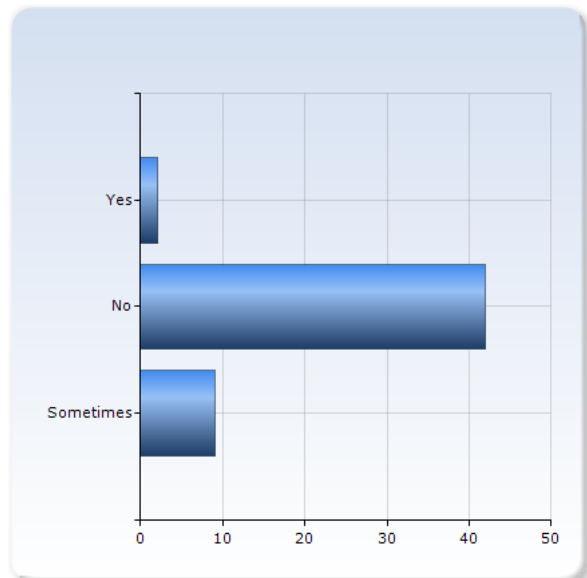
Conference

Conference	Number of Responses
Yes	2 (3,8%)
No	49 (92,5%)
Sometimes	2 (3,8%)
Total	53 (100,0%)



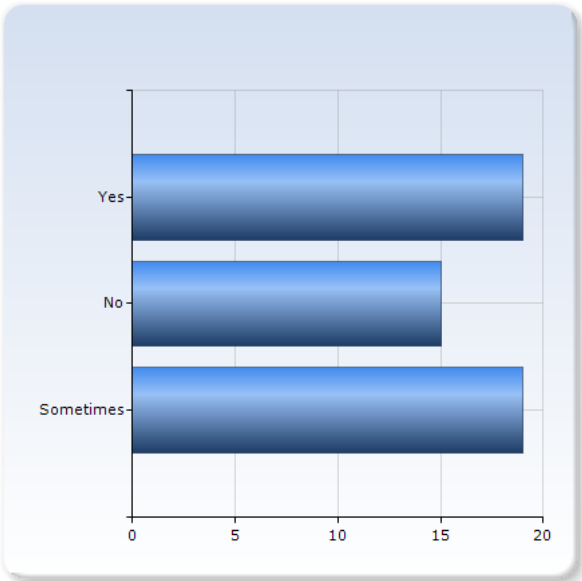
Workshop with many participants (more than 5)

Workshop with many participants (more than 5)	Number of Responses
Yes	2 (3,8%)
No	42 (79,2%)
Sometimes	9 (17,0%)
Total	53 (100,0%)



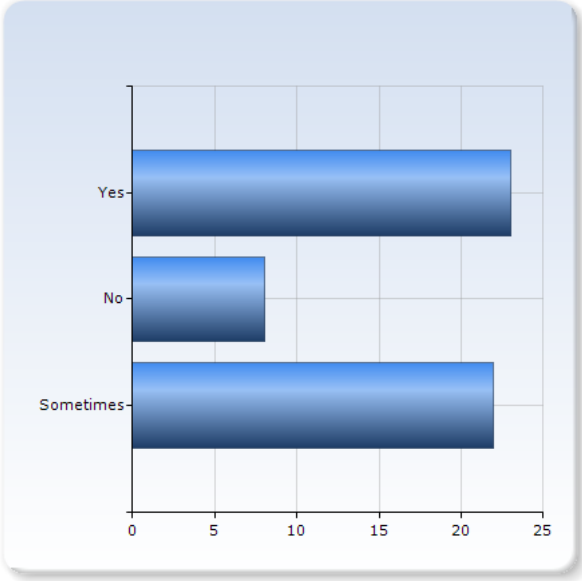
Workshop with few participants (5 or less)

Workshop with few participants (5 or less)	Number of Responses
Yes	19 (35,8%)
No	15 (28,3%)
Sometimes	19 (35,8%)
Total	53 (100,0%)



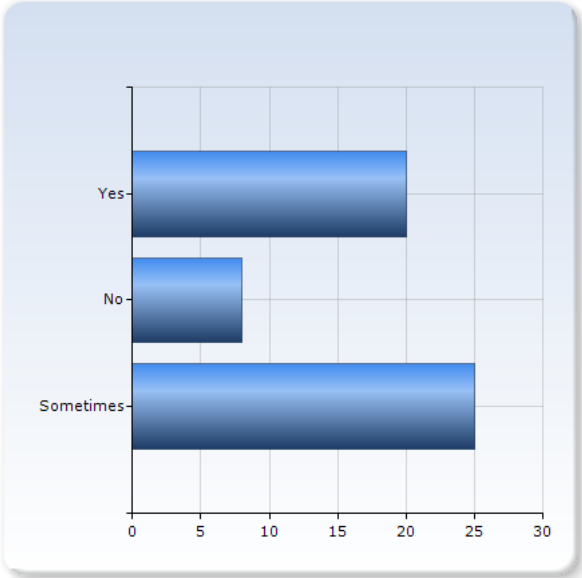
Interview with job applicants

Interview with job applicants	Number of Responses
Yes	23 (43,4%)
No	8 (15,1%)
Sometimes	22 (41,5%)
Total	53 (100,0%)



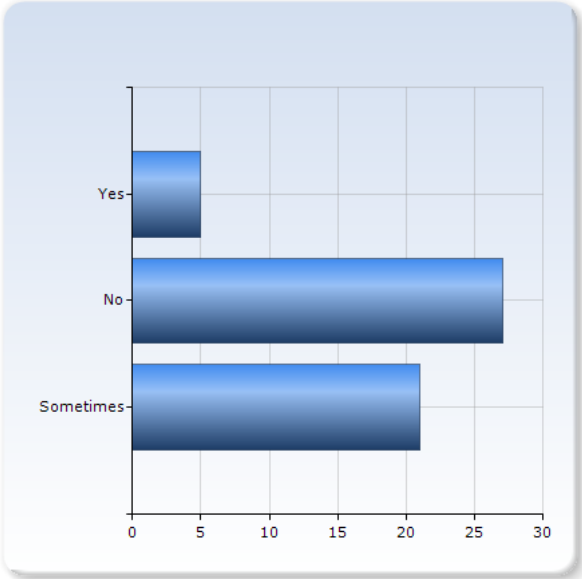
Meeting with special advisers (for example in connection with job recruitment)

Meeting with special advisers (for example in connection with job recruitment)	Number of Responses
Yes	20 (37,7%)
No	8 (15,1%)
Sometimes	25 (47,2%)
Total	53 (100,0%)



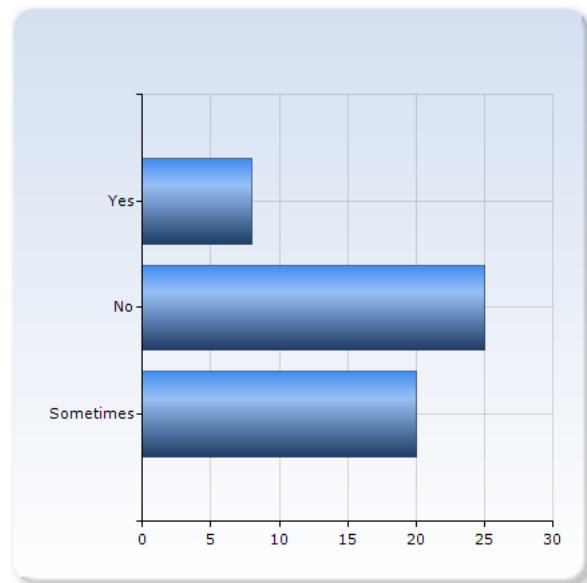
Teaching events

Teaching events	Number of Responses
Yes	5 (9,4%)
No	27 (50,9%)
Sometimes	21 (39,6%)
Total	53 (100,0%)



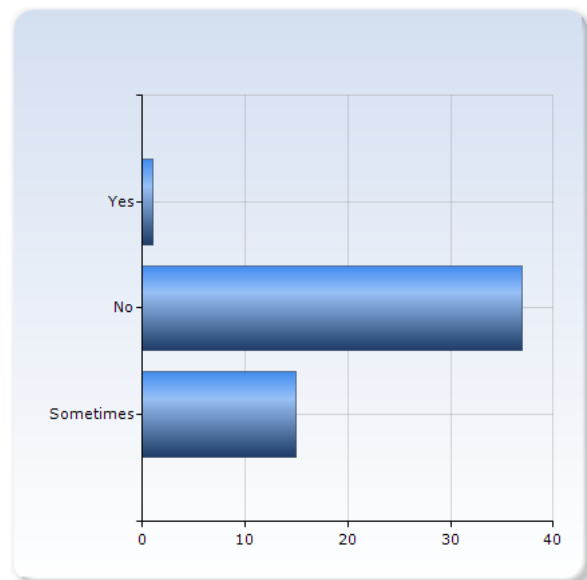
Seminar events

Seminar events	Number of Responses
Yes	8 (15,1%)
No	25 (47,2%)
Sometimes	20 (37,7%)
Total	53 (100,0%)



Other

Other	Number of Responses
Yes	1 (1,9%)
No	37 (69,8%)
Sometimes	15 (28,3%)
Total	53 (100,0%)



. Om du har svarat "Yes" or "Sometimes" för valet "Other" ange den aktivitet som avses.

If you have answered "Yes" or "Sometimes" for the option "Other", specify the activity.

Om du har svarat "Yes" or "Sometimes" för valet "Other" ange den aktivitet som avses.

If you have answered "Yes" or "Sometimes" for the option "Other", specify the activity.

Många möten, även administrativa kan hållas med videokonferens i större utsträckning än idag.

Skype-based meetings

Om kursen jag tog hade givits över internet hade kunnat ta det också. Men i den här fallet var det industrin som styrde och de ger sina kurser efter industrins önskemål.

Planning meetings

Nätverksmöten/artikelskrivande/konferensplanerande/ - men det gör vi redan "sometimes"

Committee work for FAIR (we have already done so many times during 2013)

Disregard all items answered "Sometimes", I have no experience with those

I don't know, but I couldn't get off the page without an answer

Meetings and discussion with research colleagues can often, but not always, take place via video conferencing.

Skype

15
5
40
2
30
0
10
0
6
6
10
5
5
2
0
10
30
2
40
0

20 (24)

Adobe Connect

1
0
0
1
0
0
0
0
0
0

Video conference (IP based)

10
0
80
30
0
7
0
40
20
0
0
50
20
0
40
0

Telephone meeting

0
0
0
10
2
10
24
0
10
5
0
0

Other

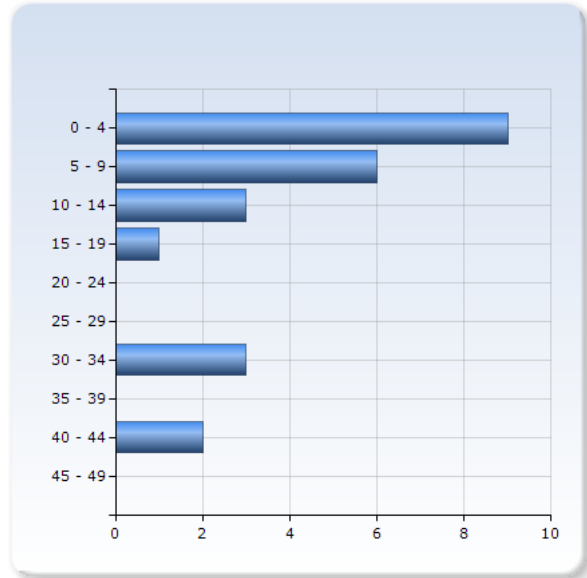
0
40
15
0
5
20
20
0
30
0

3. Om du har anordnat resfria möten under 2013 ange hur många gånger.

If you have arranged travel-free meetings during 2013 specify the number of times.

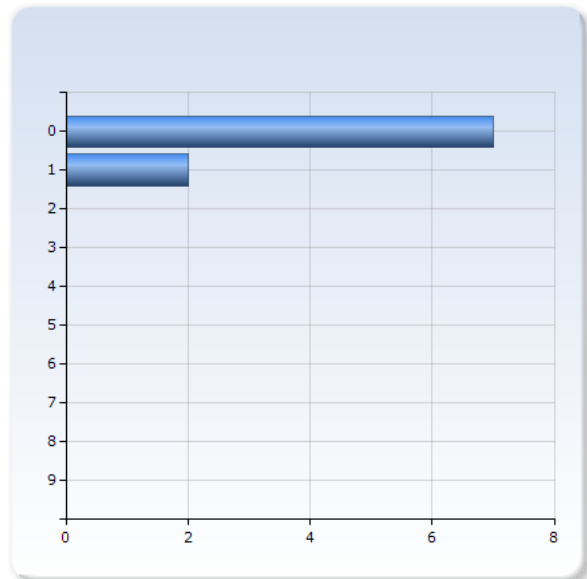
Skype

Skype	Number of Responses
0 - 4	9 (37,5%)
5 - 9	6 (25,0%)
10 - 14	3 (12,5%)
15 - 19	1 (4,2%)
20 - 24	0 (0,0%)
25 - 29	0 (0,0%)
30 - 34	3 (12,5%)
35 - 39	0 (0,0%)
40 - 44	2 (8,3%)
45 - 49	0 (0,0%)
Total	24 (100,0%)



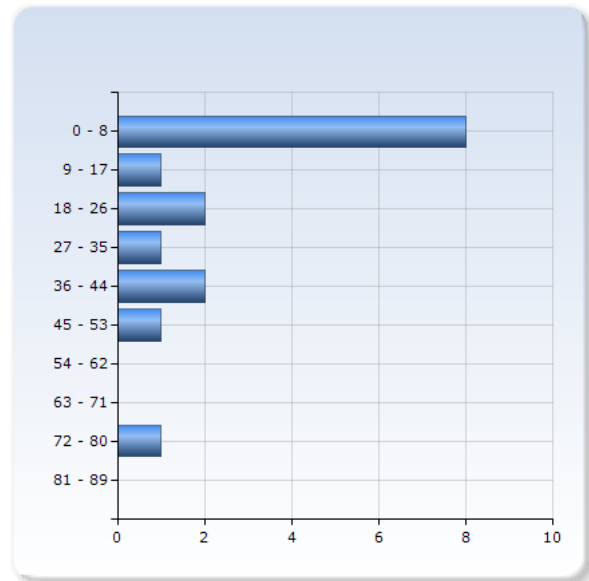
Adobe Connect

Adobe Connect	Number of Responses
0	7 (77,8%)
1	2 (22,2%)
2	0 (0,0%)
3	0 (0,0%)
4	0 (0,0%)
5	0 (0,0%)
6	0 (0,0%)
7	0 (0,0%)
8	0 (0,0%)
9	0 (0,0%)
Total	9 (100,0%)



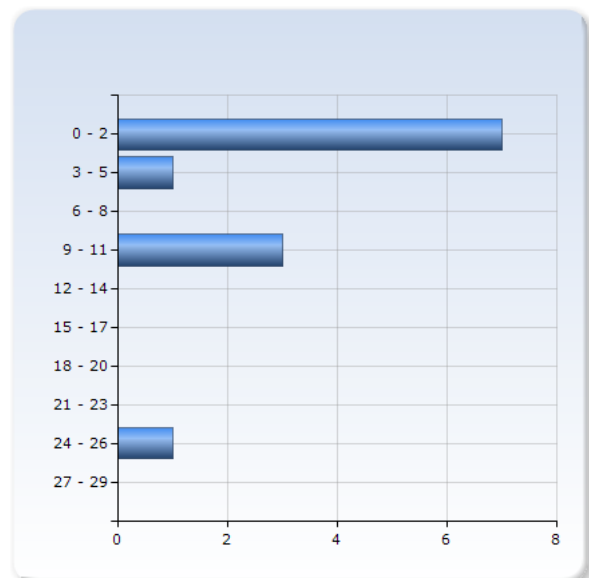
Video conference (IP based)

Video conference (IP based)	Number of Responses
0 - 8	8 (50,0%)
9 - 17	1 (6,3%)
18 - 26	2 (12,5%)
27 - 35	1 (6,3%)
36 - 44	2 (12,5%)
45 - 53	1 (6,3%)
54 - 62	0 (0,0%)
63 - 71	0 (0,0%)
72 - 80	1 (6,3%)
81 - 89	0 (0,0%)
Total	16 (100,0%)



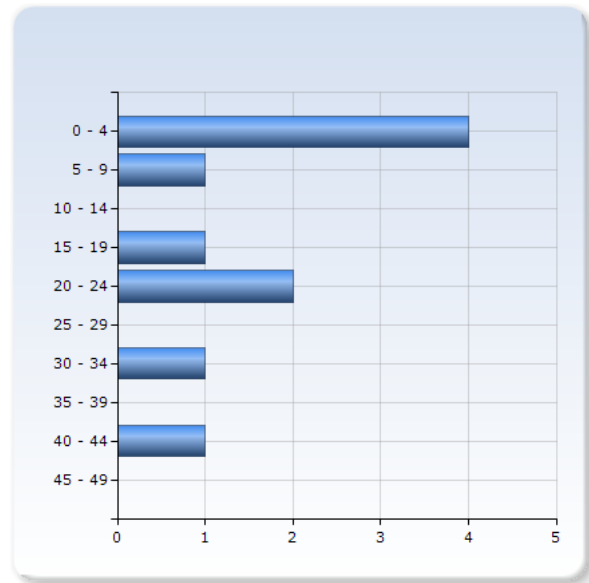
Telephone meeting

Telephone meeting	Number of Responses
0 - 2	7 (58,3%)
3 - 5	1 (8,3%)
6 - 8	0 (0,0%)
9 - 11	3 (25,0%)
12 - 14	0 (0,0%)
15 - 17	0 (0,0%)
18 - 20	0 (0,0%)
21 - 23	0 (0,0%)
24 - 26	1 (8,3%)
27 - 29	0 (0,0%)
Total	12 (100,0%)



Other

Other	Number of Responses
0 - 4	4 (40,0%)
5 - 9	1 (10,0%)
10 - 14	0 (0,0%)
15 - 19	1 (10,0%)
20 - 24	2 (20,0%)
25 - 29	0 (0,0%)
30 - 34	1 (10,0%)
35 - 39	0 (0,0%)
40 - 44	1 (10,0%)
45 - 49	0 (0,0%)
Total	10 (100,0%)



. Om du svarar "Other" vilket program för videmöten avses?

If you answer "Other" what kind of program for video meetings is meant?

Om du svarar "Other" vilket program för videmöten avses?

If you answer "Other" what kind of program for video meetings is meant?

För videokonferens använder vi ofta Vidyo eller SeeVogh.

Evo (<http://evo.caltech.edu>)

Vidyo; ca. tall- ett møte annenhver uke og ofte flere

Google Hangout

SeeVogh

webex

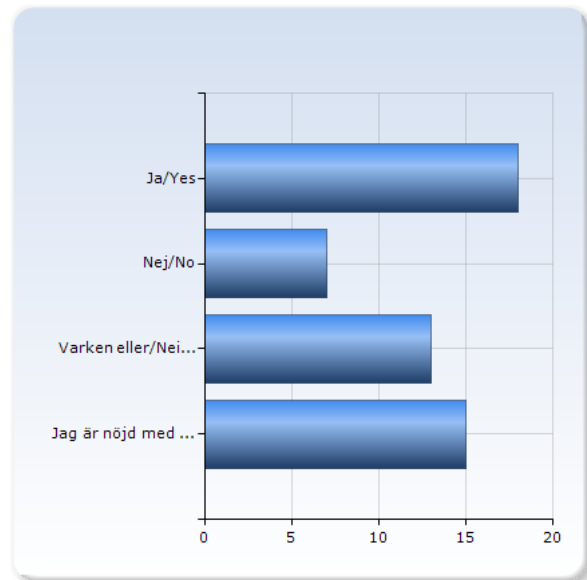
4. Är du intresserad av att institutionen (and equivalent) satsar på support, det vill säga så att du kan få hjälp med att anordna resfria möten?

Are you interested in the department (correspondent) providing support for online meetings, so that you can get help arranging travel-free meetings?

Är du intresserad av att institutionen (and equivalent) satsar på support, det vill säga så att du kan få hjälp med att anordna resfria möten?

Are you interested in the department (correspondent) providing support for online meetings, so that you can get help arranging travel-free meetings?

	Number of Responses
Ja/Yes	18 (34,0%)
Nej/No	7 (13,2%)
Varken eller/Neither nor	13 (24,5%)
Jag är nöjd med den support som erbjuds idag/ I am satisfied with the support that is offered today	15 (28,3%)
Total	53 (100,0%)



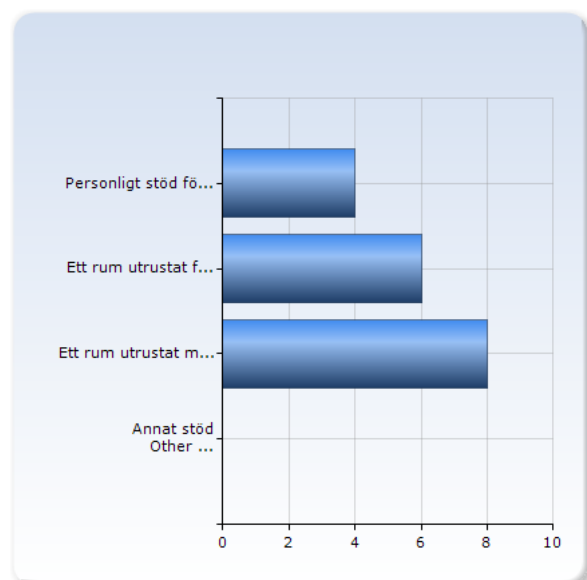
. Om du svarar "Yes" vilket stöd behöver du?

If you answer "Yes" what kind of support do you need?

Om du svarar "Yes" vilket stöd behöver du?

If you answer "Yes" what kind of support do you need?

	Number of Responses
Personligt stöd för att anordna webbmöten så som med Skype, Adobe Connect etc. Assistent with arranging online meetings such as Skype, Adobe Connect etc.	4 (22,2%)
Ett rum utrustat för att anordna webbmöten så som med Skype, Adobe Connect etc. A room supplied with equipments that can be used for online meetings such as Skype, Adobe Connect etc.	6 (33,3%)
Ett rum utrustat med videokonferensutrustning för att anordna videomöten (IP-baserat) A room supplied with video conference equipment thar is used for video meetings (IP based)	8 (44,4%)
Annat stöd Other support	0 (0,0%)
Total	18 (100,0%)



. Om du svarar "Annat stöd", ange vilket.

If you answer "Other support", specify.

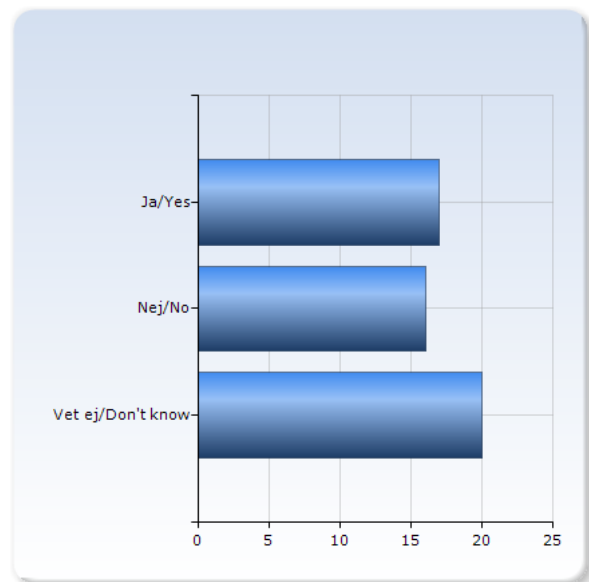
5. Om Stockholms universitetet bygger ut för att anordna resfria möten, det vill säga med teknisk assistans och speciella rum utspridda på campusområdet, tror du att det kommer att öka ditt användandet av resfria möten?

If Stockholm University does implement support for arranging travel-free meetings such as technical assistance and special rooms and facilities on Campus, do you think it will increase your use of travel-free meetings?

Om Stockholms universitetet bygger ut för att anordna resfria möten, det vill säga med teknisk assistans och speciella rum utspridda på campusområdet, tror du att det kommer att öka ditt användandet av resfria möten?

If Stockholm University does implement support for arranging travel-free meetings such as technical assistance and special rooms and facilities on Campus, do you think it will increase your use of travel-free meetings?

	Number of Responses
Ja/Yes	17 (32,1%)
Nej/No	16 (30,2%)
Vet ej/Don't know	20 (37,7%)
Total	53 (100,0%)



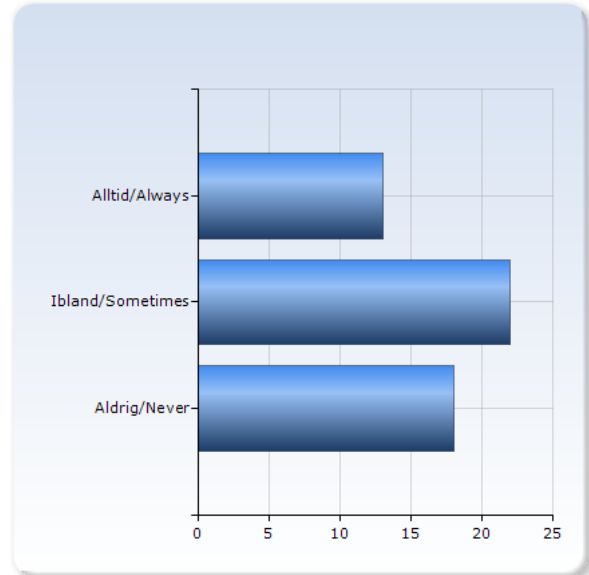
6. När du beställde en flygresa under 2013 begärde du att få denna utan mellanlandning?

When you booked air travel during 2013 did you request direct flight only without flight changes?

När du beställde en flygresa under 2013 begärde du att få denna utan mellanlandning?

When you booked air travel during 2013 did you request direct flight only without flight changes?

	Number of Responses
Alltid/Always	13 (24,5%)
Ibland/Sometimes	22 (41,5%)
Aldrig/Never	18 (34,0%)
Total	53 (100,0%)



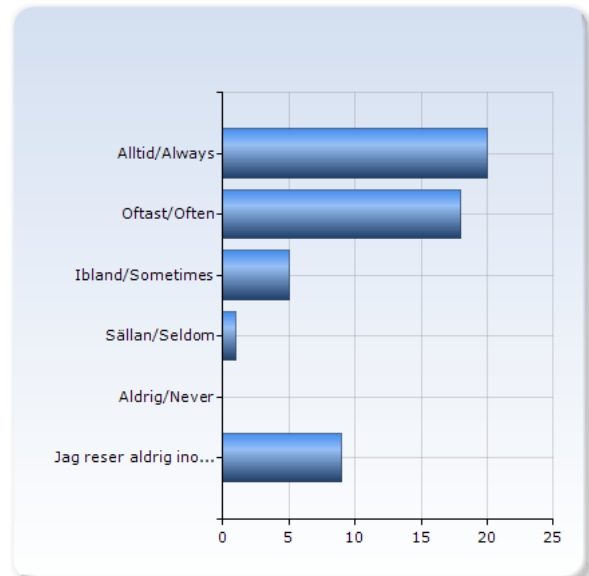
7. Väljer du tåg framför flyg inom Sverige (under de senaste åren)?

Do you go by train instead of air travel within Sweden (most recent years)?

Väljer du tåg framför flyg inom Sverige (under de senaste åren)?

Do you go by train instead of air travel within Sweden (most recent years)?

	Number of Responses
Alltid/Always	20 (37,7%)
Oftast/Often	18 (34,0%)
Ibland/Sometimes	5 (9,4%)
Sällan/Seldom	1 (1,9%)
Aldrig/Never	0 (0,0%)
Jag reser aldrig inom Sverige i tjänsten/ I never travel within Sweden for business trips	9 (17,0%)
Total	53 (100,0%)

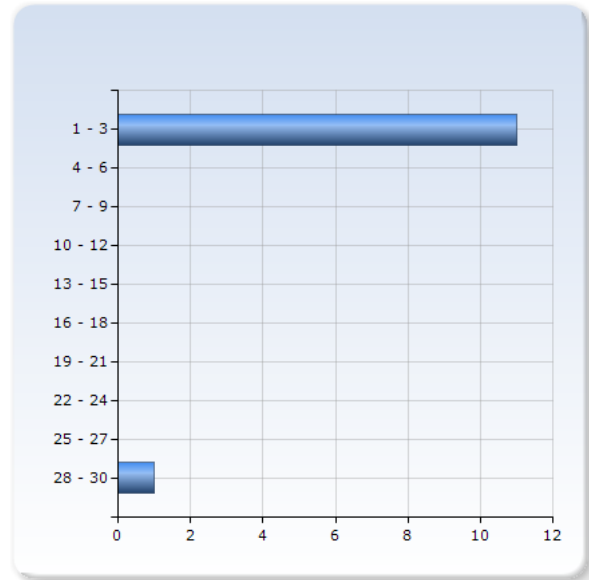


8. Om du har rest med tåg under 2013 ange destination och antal gånger.

If you have travelled by train during 2013, specify the destination and the number of times.

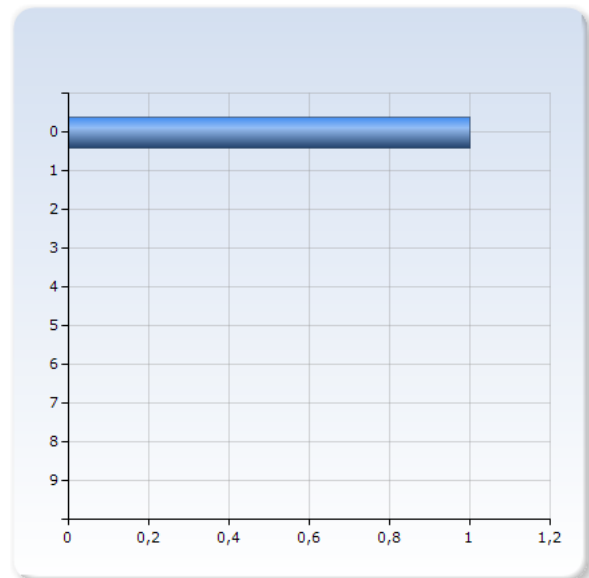
Göteborg

Göteborg	Number of Responses
1 - 3	11 (91,7%)
4 - 6	0 (0,0%)
7 - 9	0 (0,0%)
10 - 12	0 (0,0%)
13 - 15	0 (0,0%)
16 - 18	0 (0,0%)
19 - 21	0 (0,0%)
22 - 24	0 (0,0%)
25 - 27	0 (0,0%)
28 - 30	1 (8,3%)
Total	12 (100,0%)



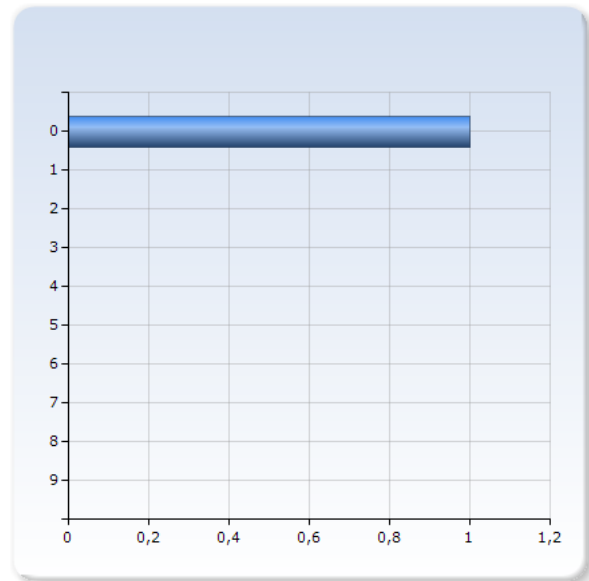
Hässleholm

Hässleholm	Number of Responses
0	1 (100,0%)
1	0 (0,0%)
2	0 (0,0%)
3	0 (0,0%)
4	0 (0,0%)
5	0 (0,0%)
6	0 (0,0%)
7	0 (0,0%)
8	0 (0,0%)
9	0 (0,0%)
Total	1 (100,0%)



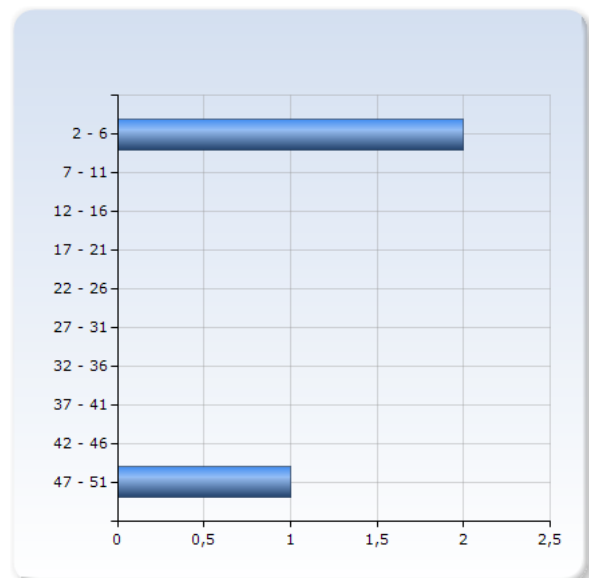
Karlstad

Karlstad	Number of Responses
0	1 (100,0%)
1	0 (0,0%)
2	0 (0,0%)
3	0 (0,0%)
4	0 (0,0%)
5	0 (0,0%)
6	0 (0,0%)
7	0 (0,0%)
8	0 (0,0%)
9	0 (0,0%)
Total	1 (100,0%)



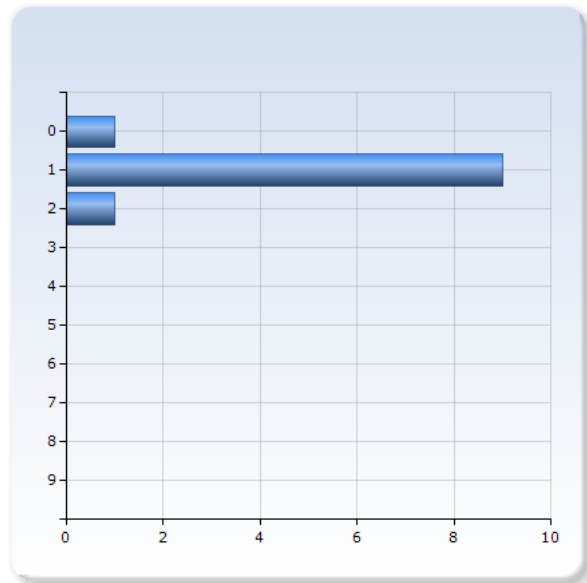
Linköping

Linköping	Number of Responses
2 - 6	2 (66,7%)
7 - 11	0 (0,0%)
12 - 16	0 (0,0%)
17 - 21	0 (0,0%)
22 - 26	0 (0,0%)
27 - 31	0 (0,0%)
32 - 36	0 (0,0%)
37 - 41	0 (0,0%)
42 - 46	0 (0,0%)
47 - 51	1 (33,3%)
Total	3 (100,0%)



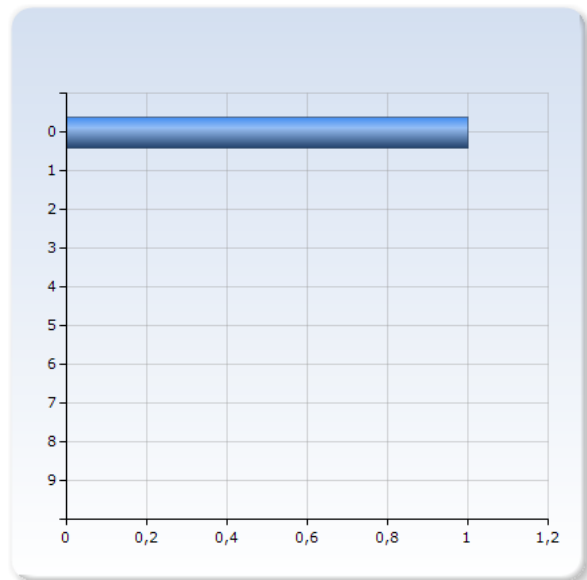
Lund

Lund	Number of Responses
0	1 (9,1%)
1	9 (81,8%)
2	1 (9,1%)
3	0 (0,0%)
4	0 (0,0%)
5	0 (0,0%)
6	0 (0,0%)
7	0 (0,0%)
8	0 (0,0%)
9	0 (0,0%)
Total	11 (100,0%)



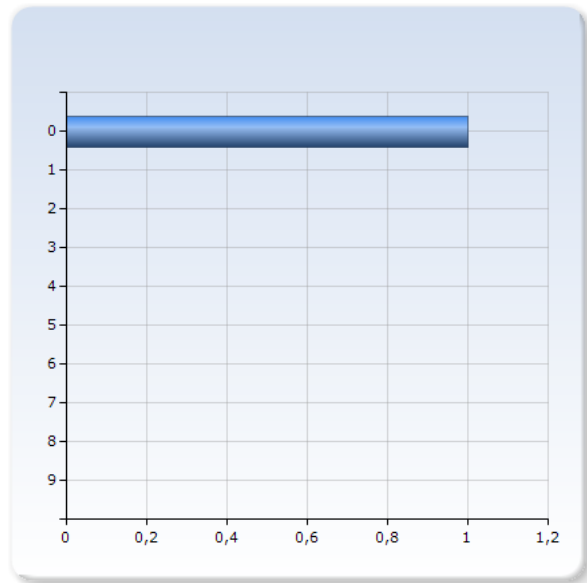
Malmö

Malmö	Number of Responses
0	1 (100,0%)
1	0 (0,0%)
2	0 (0,0%)
3	0 (0,0%)
4	0 (0,0%)
5	0 (0,0%)
6	0 (0,0%)
7	0 (0,0%)
8	0 (0,0%)
9	0 (0,0%)
Total	1 (100,0%)



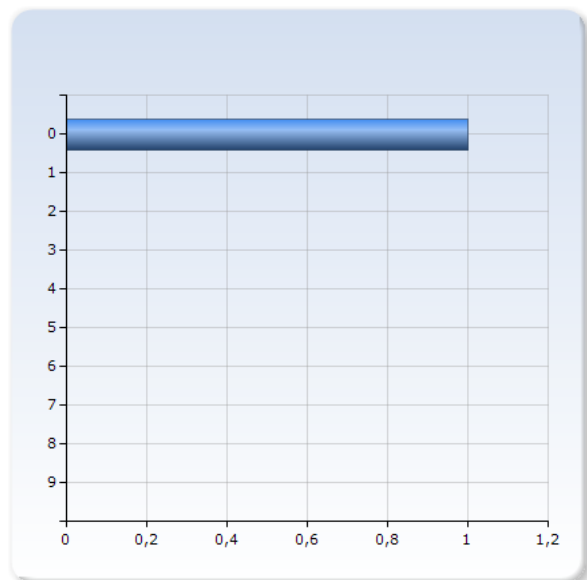
Norrköping

Norrköping	Number of Responses
0	1 (100,0%)
1	0 (0,0%)
2	0 (0,0%)
3	0 (0,0%)
4	0 (0,0%)
5	0 (0,0%)
6	0 (0,0%)
7	0 (0,0%)
8	0 (0,0%)
9	0 (0,0%)
Total	1 (100,0%)



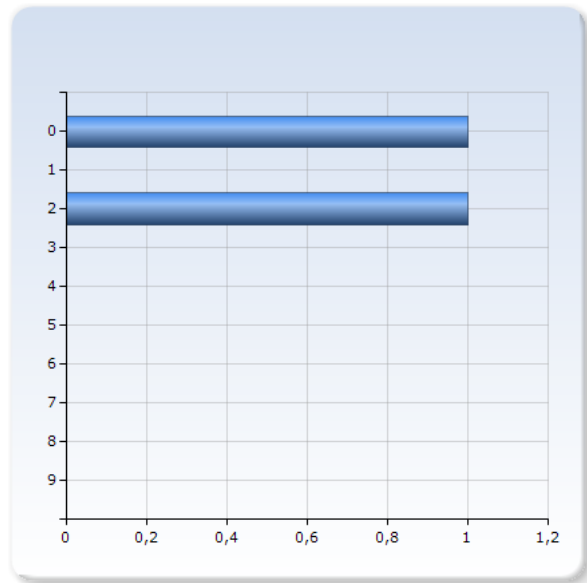
Skövde

Skövde	Number of Responses
0	1 (100,0%)
1	0 (0,0%)
2	0 (0,0%)
3	0 (0,0%)
4	0 (0,0%)
5	0 (0,0%)
6	0 (0,0%)
7	0 (0,0%)
8	0 (0,0%)
9	0 (0,0%)
Total	1 (100,0%)



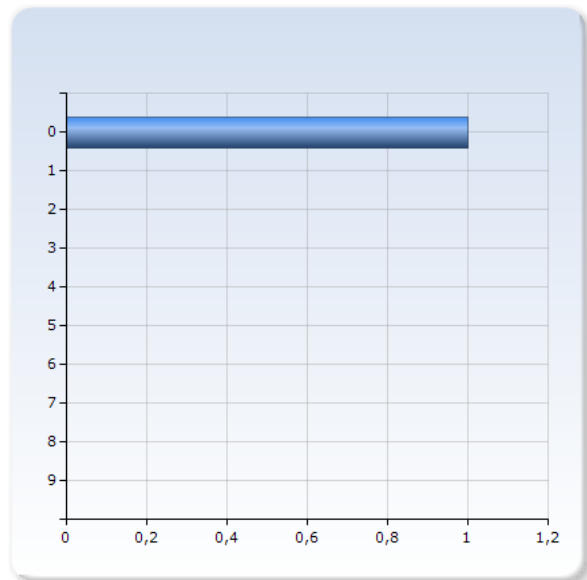
Sundsvall

Sundsvall	Number of Responses
0	1 (50,0%)
1	0 (0,0%)
2	1 (50,0%)
3	0 (0,0%)
4	0 (0,0%)
5	0 (0,0%)
6	0 (0,0%)
7	0 (0,0%)
8	0 (0,0%)
9	0 (0,0%)
Total	2 (100,0%)



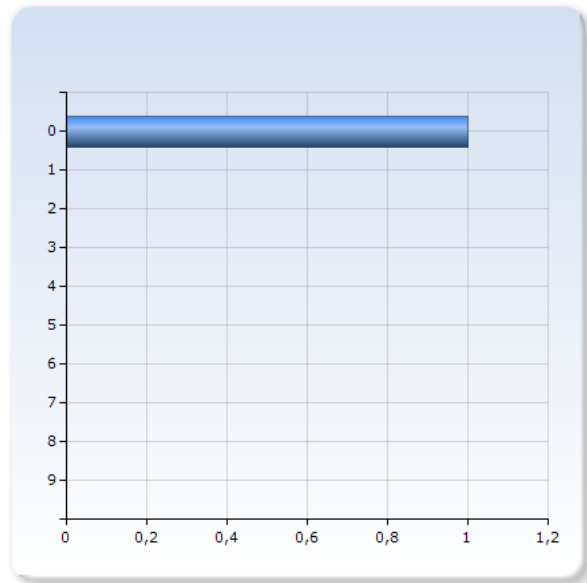
Umeå

Umeå	Number of Responses
0	1 (100,0%)
1	0 (0,0%)
2	0 (0,0%)
3	0 (0,0%)
4	0 (0,0%)
5	0 (0,0%)
6	0 (0,0%)
7	0 (0,0%)
8	0 (0,0%)
9	0 (0,0%)
Total	1 (100,0%)



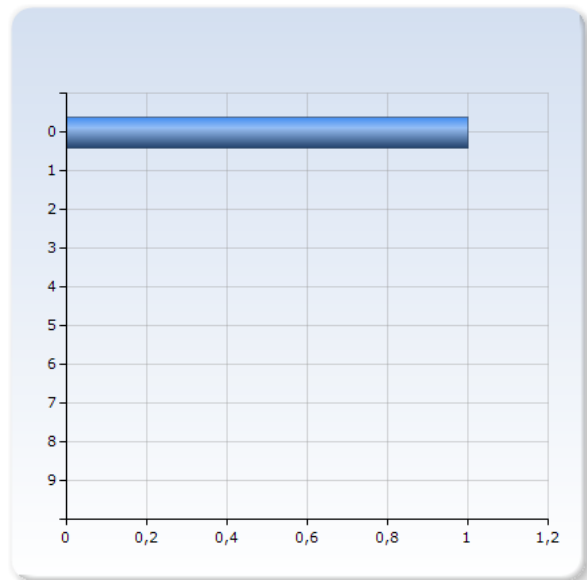
Örebro

Örebro	Number of Responses
0	1 (100,0%)
1	0 (0,0%)
2	0 (0,0%)
3	0 (0,0%)
4	0 (0,0%)
5	0 (0,0%)
6	0 (0,0%)
7	0 (0,0%)
8	0 (0,0%)
9	0 (0,0%)
Total	1 (100,0%)



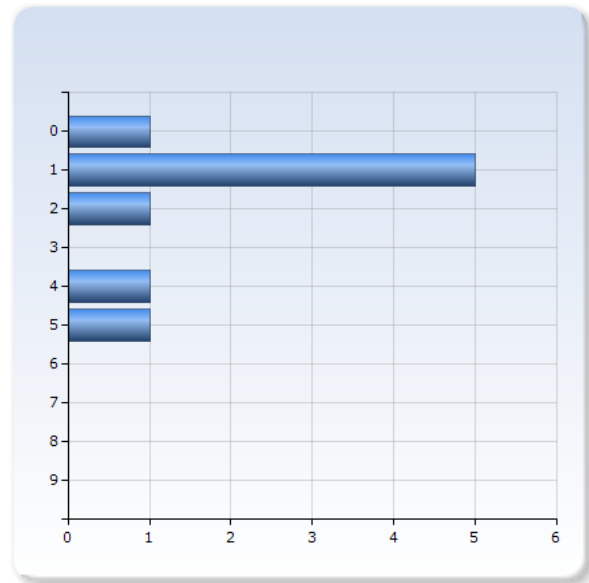
Östersund

Östersund	Number of Responses
0	1 (100,0%)
1	0 (0,0%)
2	0 (0,0%)
3	0 (0,0%)
4	0 (0,0%)
5	0 (0,0%)
6	0 (0,0%)
7	0 (0,0%)
8	0 (0,0%)
9	0 (0,0%)
Total	1 (100,0%)



Other

Other	Number of Responses
0	1 (11,1%)
1	5 (55,6%)
2	1 (11,1%)
3	0 (0,0%)
4	1 (11,1%)
5	1 (11,1%)
6	0 (0,0%)
7	0 (0,0%)
8	0 (0,0%)
9	0 (0,0%)
Total	9 (100,0%)



. Om du svarar "Other" ange vilken stad och antal gånger under 2013.

If you answer "Other", specify the city and the number of times during 2013.

Om du svarar "Other" ange vilken stad och antal gånger under 2013.

If you answer "Other", specify the city and the number of times during 2013.

Kristianstad (1) och Växjö (1)

Once, Copenhagen

Uppsala, fyra gånger

Uppsala

Köpenhamn 1

Uppsala

Växjö

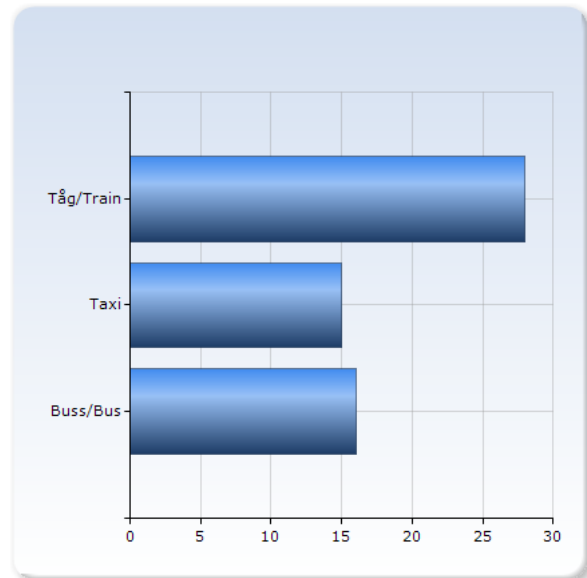
Växjö

9. Hur reste du oftast till flygplatser under 2013?

How did you normally travelled to airports during 2013?

Hur reste du oftast till flygplatser under 2013?

How did you normally travelled to airports during 2013?	Number of Responses
Tåg/Train	28 (52,8%)
Taxi	15 (28,3%)
Buss/Bus	16 (30,2%)
Total	59 (111,3%)



10. När du åker taxi brukar du beställa en miljötaxi?

When travelling by taxi do you normally order an environmentally friendly taxi?

När du åker taxi brukar du beställa en miljötaxi?

When travelling by taxi do you normally order an environmentally friendly taxi?	Number of Responses
Ja/Yes	4 (7,5%)
Nej/No	29 (54,7%)
Ibland/Sometimes	2 (3,8%)
Jag reser aldrig med taxi/I never travel by taxi	18 (34,0%)
Total	53 (100,0%)

