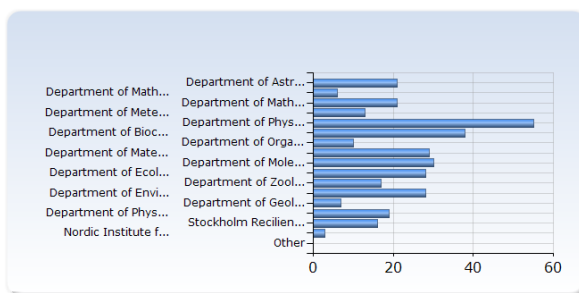


Survey regarding the effects of the Covid-19 pandemic on the PhD education

Respondents: 651
 Answer Count: 347
 Answer Frequency: 53.30%

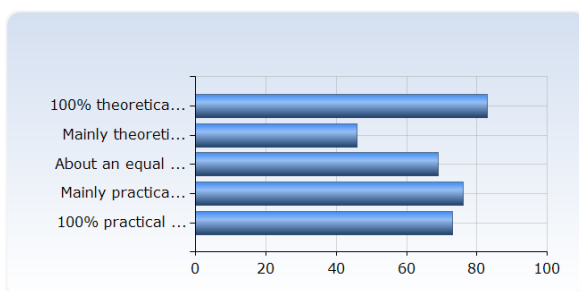
1. At which department are you performing your PhD studies?

At which department are you performing your PhD studies?	Number of Responses
Department of Astronomy	21 (6.2%)
Department of Mathematics and Science Education	6 (1.8%)
Department of Mathematics	21 (6.2%)
Department of Meteorology	13 (3.8%)
Department of Physics	55 (16.1%)
Department of Biochemistry and Biophysics	38 (11.1%)
Department of Organic Chemistry	10 (2.9%)
Department of Materials and Environmental Chemistry	29 (8.5%)
Department of Molecular Biosciences, The Wenner-Gren Institute	30 (8.8%)
Department of Ecology, Environment and Plant Sciences	28 (8.2%)
Department of Zoology	17 (5.0%)
Department of Environmental Science	28 (8.2%)
Department of Geological Sciences	7 (2.1%)
Department of Physical Geography	19 (5.6%)
Stockholm Resilience Centre	16 (4.7%)
Nordic Institute for Theoretical Physics (NORDITA)	3 (0.9%)
Other	0 (0.0%)
Total	341 (100.0%)



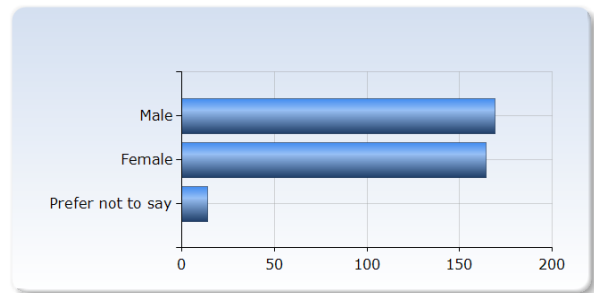
2. Is your research project mainly theoretical or "practical" (lab work, field studies etc.)

Is your research project mainly theoretical or "practical" (lab work, field studies etc.)	Number of Responses
100% theoretical	83 (23.9%)
Mainly theoretical	46 (13.3%)
About an equal mixture of both	69 (19.9%)
Mainly practical	76 (21.9%)
100% practical (besides analysis of data from the empirical work)	73 (21.0%)
Total	347 (100.0%)



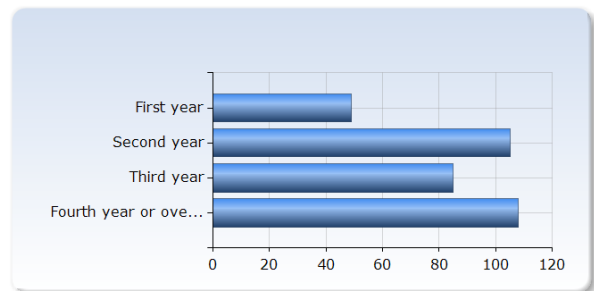
3. Are you:

Are you:	Number of Responses
Male	169 (48.7%)
Female	164 (47.3%)
Prefer not to say	14 (4.0%)
Total	347 (100.0%)



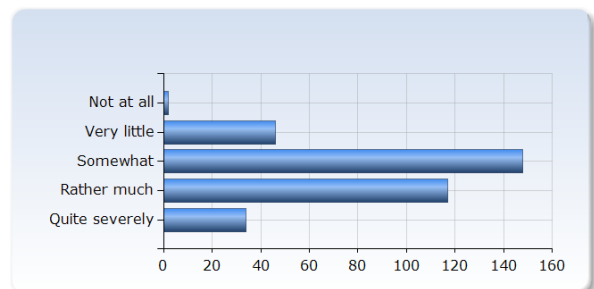
4. How far into your PhD studies are you now, out of the four years full time equivalents?

How far into your PhD studies are you now, out of the four years full time equivalents?	Number of Responses
First year	49 (14.1%)
Second year	105 (30.3%)
Third year	85 (24.5%)
Fourth year or overtime	108 (31.1%)
Total	347 (100.0%)



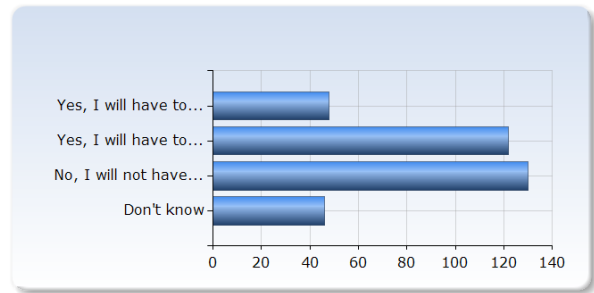
5. In your opinion, how much was the quality of your PhD studies impacted overall by the pandemic and its effects?

In your opinion, how much was the quality of your PhD studies impacted overall by the pandemic and its effects?	Number of Responses
Not at all	2 (0.6%)
Very little	46 (13.3%)
Somewhat	148 (42.7%)
Rather much	117 (33.7%)
Quite severely	34 (9.8%)
Total	347 (100.0%)



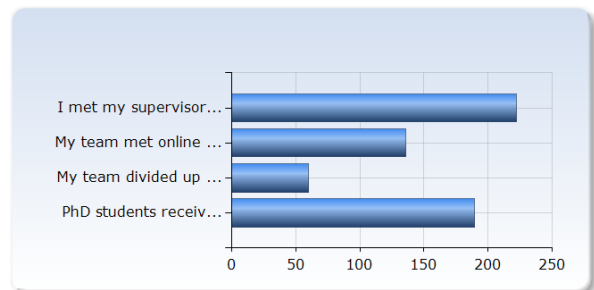
6. Do you expect to have to make changes to your research project due to the corona pandemic?

Do you expect to have to make changes to your research project due to the corona pandemic?	Number of Responses
Yes, I will have to make significant changes	48 (13.9%)
Yes, I will have to make minor changes	122 (35.3%)
No, I will not have to make changes	130 (37.6%)
Don't know	46 (13.3%)
Total	346 (100.0%)



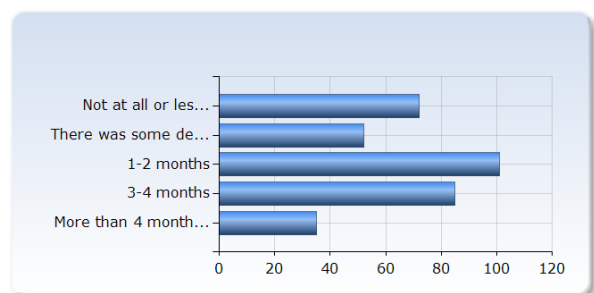
7. To learn for the future, we also want to hear about good examples of how the quality of the PhD education can be upheld during a pandemic (or other similar circumstances). Do you agree with any of these statements?

To learn for the future, we also want to hear about good examples of how the quality of the PhD education can be upheld during a pandemic (or other similar circumstances). Do you agree with any of these statements?	Number of Responses
I met my supervisor(s) online frequently in a helpful way	222 (71.6%)
My team met online in ways that helped uphold the quality of education	136 (43.9%)
My team divided up work in ways that helped ensure that goals were met while minimizing the number of people being at the department at the same time	60 (19.4%)
PhD students received helpful information about the pandemic (e.g. restrictions from authorities) from the department	189 (61.0%)
Total	607 (195.8%)



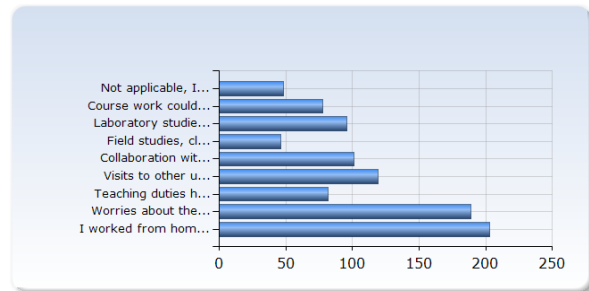
8. In your own estimation, how much have your PhD studies been delayed so far by the effects of the pandemic, relative to your plans in the ISP?

In your own estimation, how much have your PhD studies been delayed so far by the effects of the pandemic, relative to your plans in the ISP?	Number of Responses
Not at all or less than a month (in full time equivalents)	72 (20.9%)
There was some delay relative to the ISP, but I will be able to make up for it later during my studies	52 (15.1%)
1-2 months	101 (29.3%)
3-4 months	85 (24.6%)
More than 4 months	35 (10.1%)
Total	345 (100.0%)



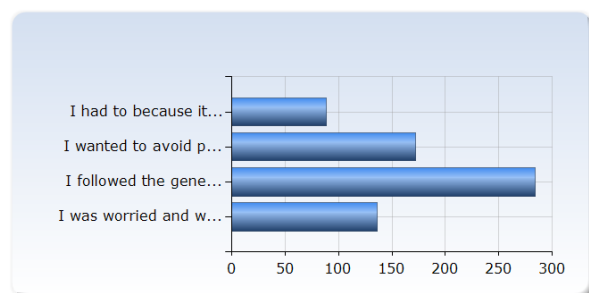
9. What are the reasons for any such delay or loss of quality in the education? (More than one option possible; and comment if you have other reasons)

What are the reasons for any such delay or loss of quality in the education? (More than one option possible; and comment if you have other reasons)	Number of Responses
Not applicable, I could follow my PhD education as planned	48 (14.1%)
Course work could not be done as planned, because of cancelled/postponed courses or restrictions	78 (22.9%)
Laboratory studies could not be performed as planned, due to restrictions	96 (28.2%)
Field studies, clinical work or similar could not be performed as planned, due to restrictions	46 (13.5%)
Collaboration with external partners (e.g. private companies or public organizations) has been hindered	101 (29.6%)
Visits to other universities have been cancelled or postponed	119 (34.9%)
Teaching duties have taken up more time than planned due to it being online	82 (24.0%)
Worries about the situation impacted my work	189 (55.4%)
I worked from home at least part of the time (for any reason, see next two questions) and it was not possible to perform my studies as planned (or as well) during these circumstances	203 (59.5%)
Total	962 (282.1%)



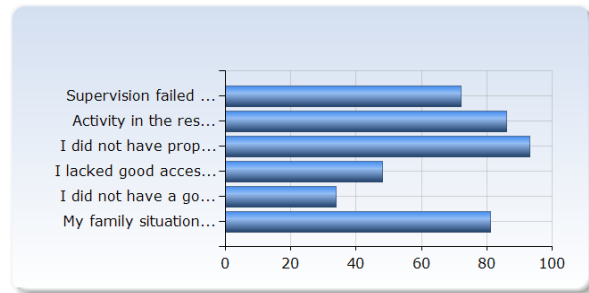
10. (Optional, see above) Why did you work from home? (Several options possible)

(Optional, see above) Why did you work from home? (Several options possible)	Number of Responses
I had to because it was not possible to socially distance at work	89 (29.4%)
I wanted to avoid public transport	172 (56.8%)
I followed the general recommendation to work from home if possible or if I showed any possible symptoms	284 (93.7%)
I was worried and wanted to isolate myself as much as possible	136 (44.9%)
Total	681 (224.8%)



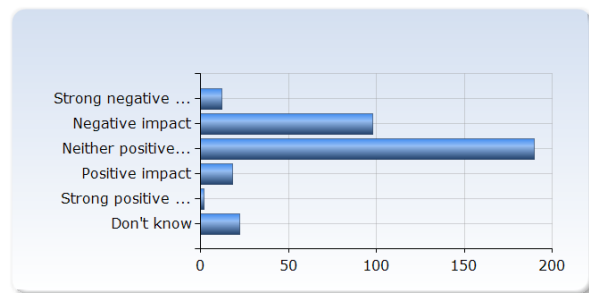
11. (Optional) If you indicated above that it was not possible to follow your education as well from home, why was that? (More than one option possible; and comment if you have other reasons)

(Optional) If you indicated above that it was not possible to follow your education as well from home, why was that? (More than one option possible; and comment if you have other reasons)	Number of Responses
Supervision failed to some extent (see also questions 11-12)	72 (36.5%)
Activity in the research team declined	86 (43.7%)
I did not have proper equipment	93 (47.2%)
I lacked good access to academic materials (e.g. books, journals, computer clusters)	48 (24.4%)
I did not have a good internet connection	34 (17.3%)
My family situation impacted on my PhD work (e.g. crowded environment, kids at home)	81 (41.1%)
Total	414 (210.2%)



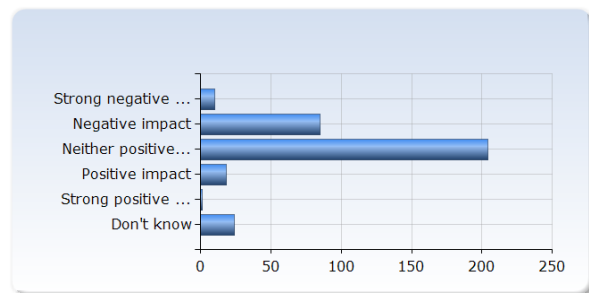
12. To what extent has the corona pandemic outbreak impacted your access to supervision?

To what extent has the corona pandemic outbreak impacted your access to supervision?	Number of Responses
Strong negative impact	12 (3.5%)
Negative impact	98 (28.7%)
Neither positive nor negative impact	190 (55.6%)
Positive impact	18 (5.3%)
Strong positive impact	2 (0.6%)
Don't know	22 (6.4%)
Total	342 (100.0%)



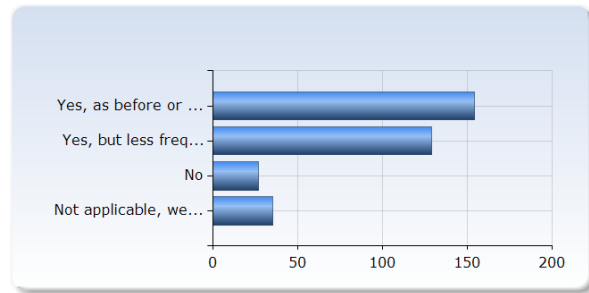
13. To what extent has the corona pandemic impacted the quality of your supervision?

To what extent has the corona pandemic impacted the quality of your supervision?	Number of Responses
Strong negative impact	10 (2.9%)
Negative impact	85 (24.9%)
Neither positive nor negative impact	204 (59.6%)
Positive impact	18 (5.3%)
Strong positive impact	1 (0.3%)
Don't know	24 (7.0%)
Total	342 (100.0%)



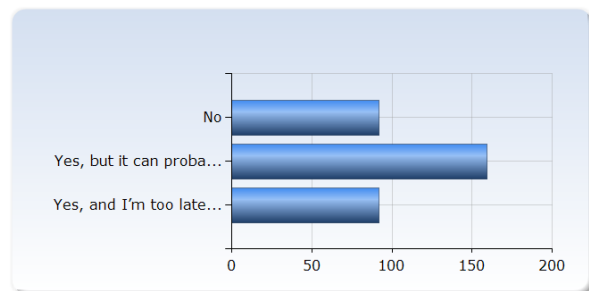
14. Did your group manage to have regular meetings during the pandemic?

Did your group manage to have regular meetings during the pandemic?	Number of Responses
Yes, as before or more frequently	154 (44.6%)
Yes, but less frequently	129 (37.4%)
No	27 (7.8%)
Not applicable, we did not have regular meetings before the pandemic	35 (10.1%)
Total	345 (100.0%)



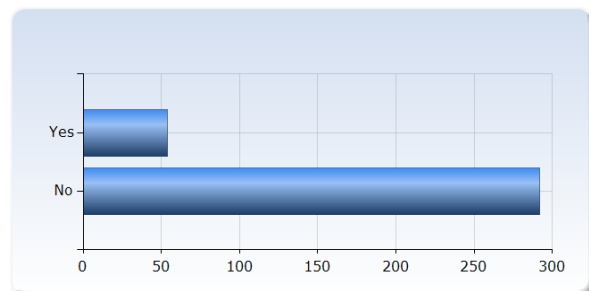
15. Did you miss planned opportunities for presenting your work at conferences/meetings?

Did you miss planned opportunities for presenting your work at conferences/meetings?	Number of Responses
No	92 (26.8%)
Yes, but it can probably be done later during my studies	159 (46.4%)
Yes, and I'm too late in my studies to do it later	92 (26.8%)
Total	343 (100.0%)



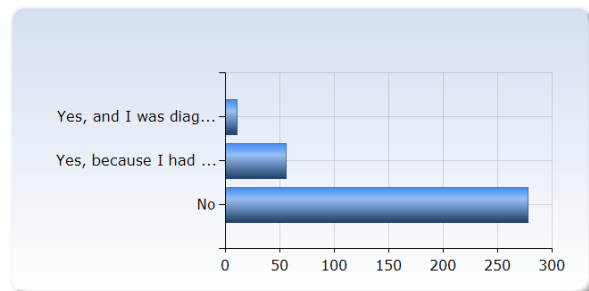
16. Do you have a VISA or residence permit that you risk losing if you do not finish in time?

Do you have a VISA or residence permit that you risk losing if you do not finish in time?	Number of Responses
Yes	54 (15.6%)
No	292 (84.4%)
Total	346 (100.0%)



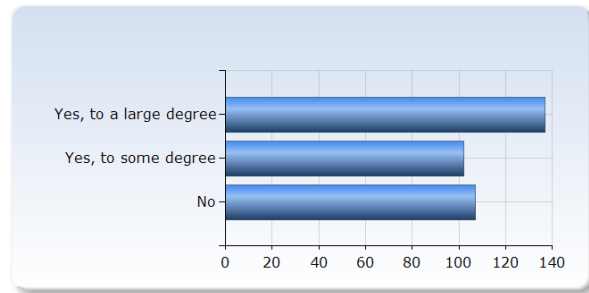
17. Have you been on sick leave due to Covid-19?

Have you been on sick leave due to Covid-19?	Number of Responses
Yes, and I was diagnosed with Covid-19 and /or have had a positive antibody test	11 (3.2%)
Yes, because I had symptoms consistent with Covid-19	56 (16.2%)
No	278 (80.6%)
Total	345 (100.0%)



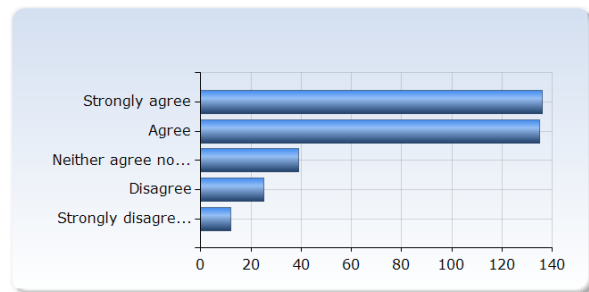
18. Has the pandemic negatively affected your recuperation periods (vacation) this year?

Has the pandemic negatively affected your recuperation periods (vacation) this year?	Number of Responses
Yes, to a large degree	137 (39.6%)
Yes, to some degree	102 (29.5%)
No	107 (30.9%)
Total	346 (100.0%)



19. How much do you agree with the following statement? During the pandemic I have experienced one or more of the following symptoms usually related to stress: Difficulty sleeping, mood swings, headaches, difficulty focusing, trouble with memory, palpitations (or other stress symptoms).

How much do you agree with the following statement? During the pandemic I have experienced one or more of the following symptoms usually related to stress: Difficulty sleeping, mood swings, headaches, difficulty focusing, trouble with memory, palpitations (or other stress symptoms).	Number of Responses
Strongly agree	136 (39.2%)
Agree	135 (38.9%)
Neither agree nor disagree	39 (11.2%)
Disagree	25 (7.2%)
Strongly disagree	12 (3.5%)
Total	347 (100.0%)



20. Anything else you would like to add? Did you experience any other issues that were not covered in this survey, but you wish to bring to our attention? Please elaborate here.