

Sub Report - Selection

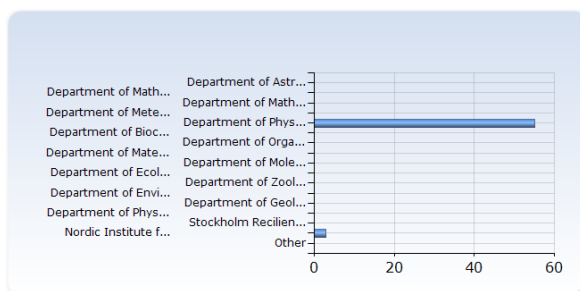
At which department are you performing your PhD studies?
Department of Physics
Nordic Institute for Theoretical Physics (NORDITA)

Survey regarding the effects of the Covid-19 pandemic on the PhD education

Respondents: 58
 Answer Count: 58
 Answer Frequency: 100.00%

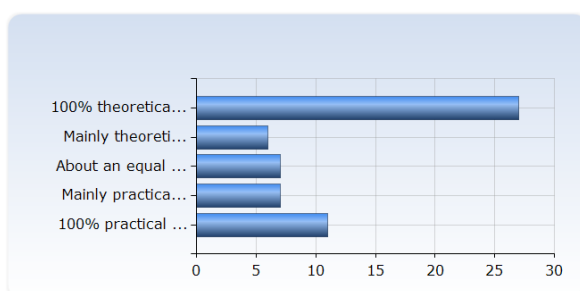
1. At which department are you performing your PhD studies?

At which department are you performing your PhD studies?	Number of Responses
Department of Astronomy	0 (0.0%)
Department of Mathematics and Science Education	0 (0.0%)
Department of Mathematics	0 (0.0%)
Department of Meteorology	0 (0.0%)
Department of Physics	55 (94.8%)
Department of Biochemistry and Biophysics	0 (0.0%)
Department of Organic Chemistry	0 (0.0%)
Department of Materials and Environmental Chemistry	0 (0.0%)
Department of Molecular Biosciences, The Wenner-Gren Institute	0 (0.0%)
Department of Ecology, Environment and Plant Sciences	0 (0.0%)
Department of Zoology	0 (0.0%)
Department of Environmental Science	0 (0.0%)
Department of Geological Sciences	0 (0.0%)
Department of Physical Geography	0 (0.0%)
Stockholm Resilience Centre	0 (0.0%)
Nordic Institute for Theoretical Physics (NORDITA)	3 (5.2%)
Other	0 (0.0%)
Total	58 (100.0%)



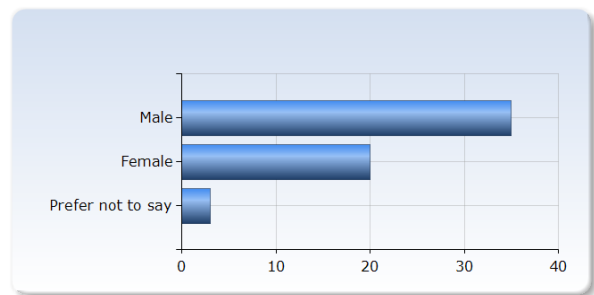
2. Is your research project mainly theoretical or "practical" (lab work, field studies etc.)

Is your research project mainly theoretical or "practical" (lab work, field studies etc.)	Number of Responses
100% theoretical	27 (46.6%)
Mainly theoretical	6 (10.3%)
About an equal mixture of both	7 (12.1%)
Mainly practical	7 (12.1%)
100% practical (besides analysis of data from the empirical work)	11 (19.0%)
Total	58 (100.0%)



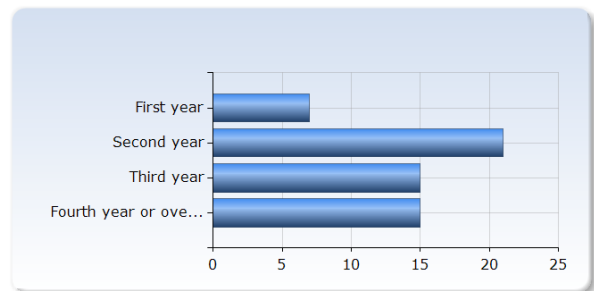
3. Are you:

Are you:	Number of Responses
Male	35 (60.3%)
Female	20 (34.5%)
Prefer not to say	3 (5.2%)
Total	58 (100.0%)



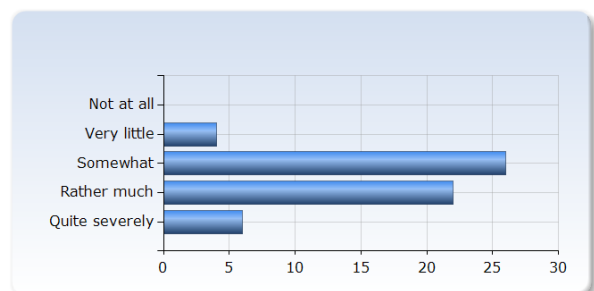
4. How far into your PhD studies are you now, out of the four years full time equivalents?

How far into your PhD studies are you now, out of the four years full time equivalents?	Number of Responses
First year	7 (12.1%)
Second year	21 (36.2%)
Third year	15 (25.9%)
Fourth year or overtime	15 (25.9%)
Total	58 (100.0%)



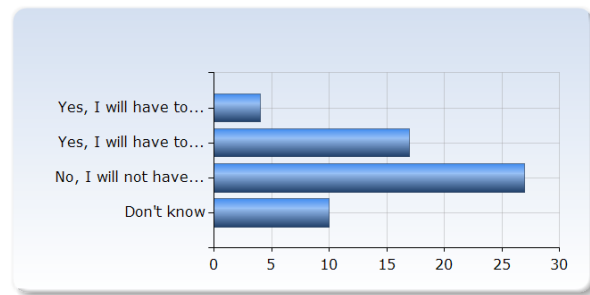
5. In your opinion, how much was the quality of your PhD studies impacted overall by the pandemic and its effects?

In your opinion, how much was the quality of your PhD studies impacted overall by the pandemic and its effects?	Number of Responses
Not at all	0 (0.0%)
Very little	4 (6.9%)
Somewhat	26 (44.8%)
Rather much	22 (37.9%)
Quite severely	6 (10.3%)
Total	58 (100.0%)



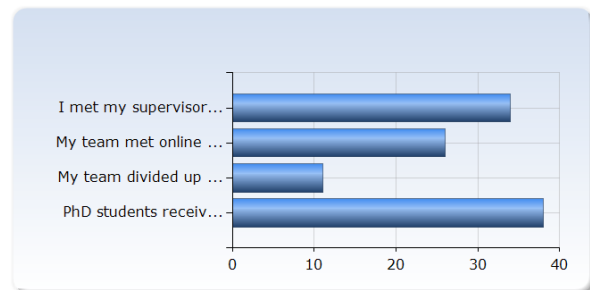
6. Do you expect to have to make changes to your research project due to the corona pandemic?

Do you expect to have to make changes to your research project due to the corona pandemic?	Number of Responses
Yes, I will have to make significant changes	4 (6.9%)
Yes, I will have to make minor changes	17 (29.3%)
No, I will not have to make changes	27 (46.6%)
Don't know	10 (17.2%)
Total	58 (100.0%)



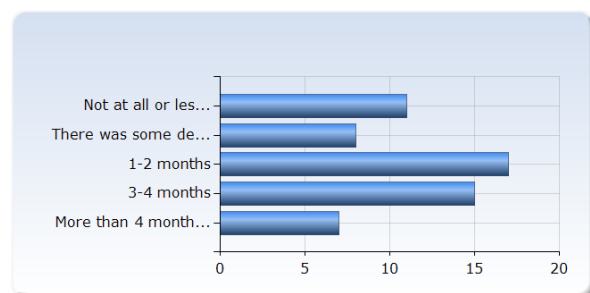
7. To learn for the future, we also want to hear about good examples of how the quality of the PhD education can be upheld during a pandemic (or other similar circumstances). Do you agree with any of these statements?

To learn for the future, we also want to hear about good examples of how the quality of the PhD education can be upheld during a pandemic (or other similar circumstances). Do you agree with any of these statements?	Number of Responses
I met my supervisor(s) online frequently in a helpful way	34 (63.0%)
My team met online in ways that helped uphold the quality of education	26 (48.1%)
My team divided up work in ways that helped ensure that goals were met while minimizing the number of people being at the department at the same time	11 (20.4%)
PhD students received helpful information about the pandemic (e.g. restrictions from authorities) from the department	38 (70.4%)
Total	109 (201.9%)



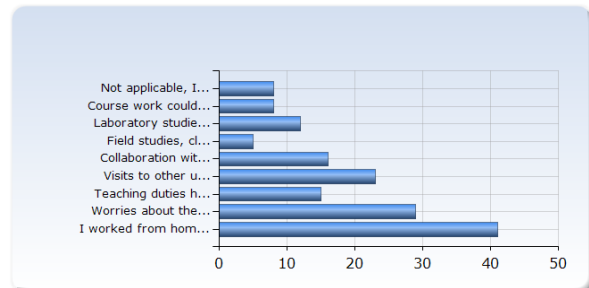
8. In your own estimation, how much have your PhD studies been delayed so far by the effects of the pandemic, relative to your plans in the ISP?

In your own estimation, how much have your PhD studies been delayed so far by the effects of the pandemic, relative to your plans in the ISP?	Number of Responses
Not at all or less than a month (in full time equivalents)	11 (19.0%)
There was some delay relative to the ISP, but I will be able to make up for it later during my studies	8 (13.8%)
1-2 months	17 (29.3%)
3-4 months	15 (25.9%)
More than 4 months	7 (12.1%)
Total	58 (100.0%)



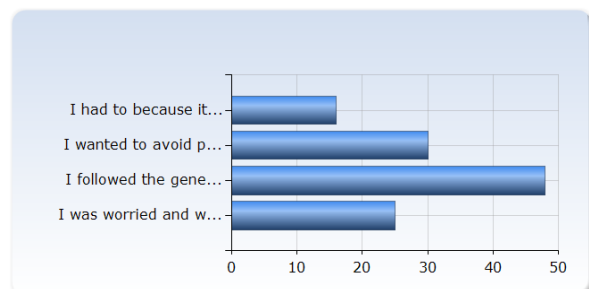
9. What are the reasons for any such delay or loss of quality in the education? (More than one option possible; and comment if you have other reasons)

What are the reasons for any such delay or loss of quality in the education? (More than one option possible; and comment if you have other reasons)	Number of Responses
Not applicable, I could follow my PhD education as planned	8 (13.8%)
Course work could not be done as planned, because of cancelled/postponed courses or restrictions	8 (13.8%)
Laboratory studies could not be performed as planned, due to restrictions	12 (20.7%)
Field studies, clinical work or similar could not be performed as planned, due to restrictions	5 (8.6%)
Collaboration with external partners (e.g. private companies or public organizations) has been hindered	16 (27.6%)
Visits to other universities have been cancelled or postponed	23 (39.7%)
Teaching duties have taken up more time than planned due to it being online	15 (25.9%)
Worries about the situation impacted my work	29 (50.0%)
I worked from home at least part of the time (for any reason, see next two questions) and it was not possible to perform my studies as planned (or as well) during these circumstances	41 (70.7%)
Total	157 (270.7%)



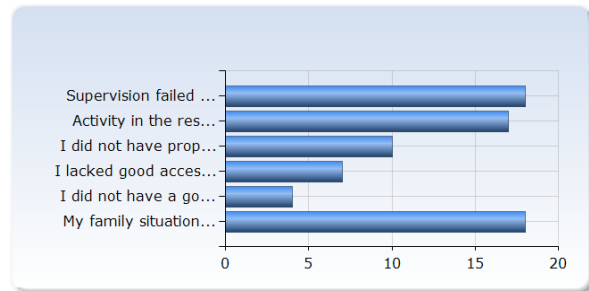
10. (Optional, see above) Why did you work from home? (Several options possible)

(Optional, see above) Why did you work from home? (Several options possible)	Number of Responses
I had to because it was not possible to socially distance at work	16 (29.6%)
I wanted to avoid public transport	30 (55.6%)
I followed the general recommendation to work from home if possible or if I showed any possible symptoms	48 (88.9%)
I was worried and wanted to isolate myself as much as possible	25 (46.3%)
Total	119 (220.4%)



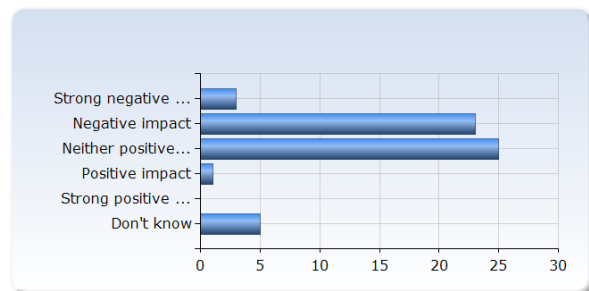
11. (Optional) If you indicated above that it was not possible to follow your education as well from home, why was that? (More than one option possible; and comment if you have other reasons)

(Optional) If you indicated above that it was not possible to follow your education as well from home, why was that? (More than one option possible; and comment if you have other reasons)	Number of Responses
Supervision failed to some extent (see also questions 11-12)	18 (47.4%)
Activity in the research team declined	17 (44.7%)
I did not have proper equipment	10 (26.3%)
I lacked good access to academic materials (e.g. books, journals, computer clusters)	7 (18.4%)
I did not have a good internet connection	4 (10.5%)
My family situation impacted on my PhD work (e.g. crowded environment, kids at home)	18 (47.4%)
Total	74 (194.7%)



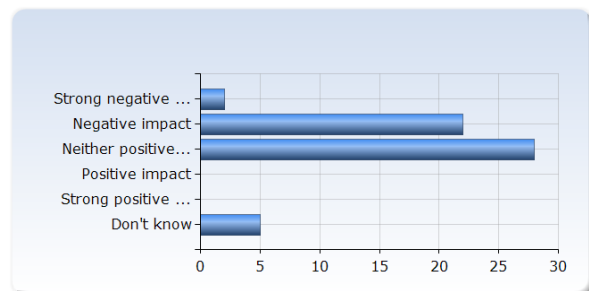
12. To what extent has the corona pandemic outbreak impacted your access to supervision?

To what extent has the corona pandemic outbreak impacted your access to supervision?	Number of Responses
Strong negative impact	3 (5.3%)
Negative impact	23 (40.4%)
Neither positive nor negative impact	25 (43.9%)
Positive impact	1 (1.8%)
Strong positive impact	0 (0.0%)
Don't know	5 (8.8%)
Total	57 (100.0%)



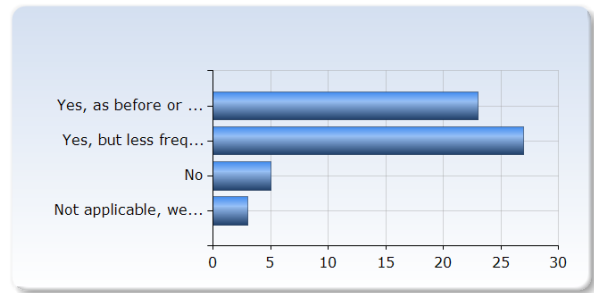
13. To what extent has the corona pandemic impacted the quality of your supervision?

To what extent has the corona pandemic impacted the quality of your supervision?	Number of Responses
Strong negative impact	2 (3.5%)
Negative impact	22 (38.6%)
Neither positive nor negative impact	28 (49.1%)
Positive impact	0 (0.0%)
Strong positive impact	0 (0.0%)
Don't know	5 (8.8%)
Total	57 (100.0%)



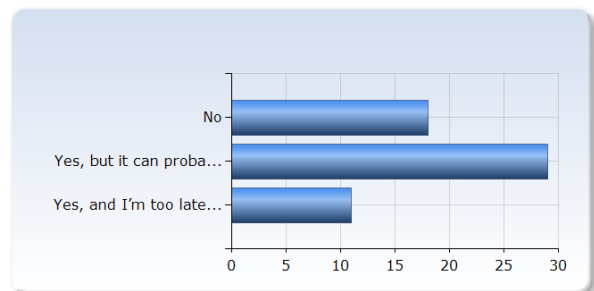
14. Did your group manage to have regular meetings during the pandemic?

Did your group manage to have regular meetings during the pandemic?	Number of Responses
Yes, as before or more frequently	23 (39.7%)
Yes, but less frequently	27 (46.6%)
No	5 (8.6%)
Not applicable, we did not have regular meetings before the pandemic	3 (5.2%)
Total	58 (100.0%)



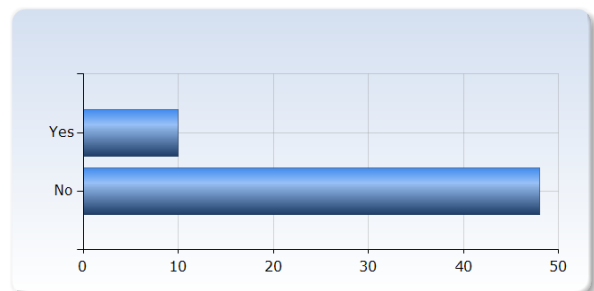
15. Did you miss planned opportunities for presenting your work at conferences/meetings?

Did you miss planned opportunities for presenting your work at conferences/meetings?	Number of Responses
No	18 (31.0%)
Yes, but it can probably be done later during my studies	29 (50.0%)
Yes, and I'm too late in my studies to do it later	11 (19.0%)
Total	58 (100.0%)



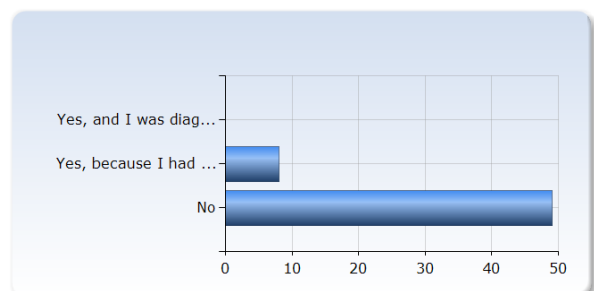
16. Do you have a VISA or residence permit that you risk losing if you do not finish in time?

Do you have a VISA or residence permit that you risk losing if you do not finish in time?	Number of Responses
Yes	10 (17.2%)
No	48 (82.8%)
Total	58 (100.0%)



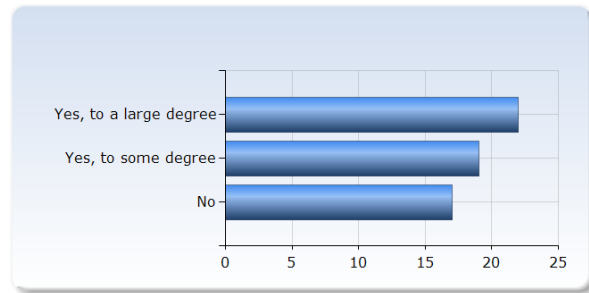
17. Have you been on sick leave due to Covid-19?

Have you been on sick leave due to Covid-19?	Number of Responses
Yes, and I was diagnosed with Covid-19 and /or have had a positive antibody test	0 (0.0%)
Yes, because I had symptoms consistent with Covid-19	8 (14.0%)
No	49 (86.0%)
Total	57 (100.0%)



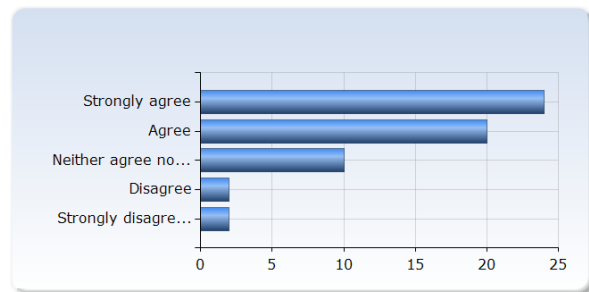
18. Has the pandemic negatively affected your recuperation periods (vacation) this year?

Has the pandemic negatively affected your recuperation periods (vacation) this year?	Number of Responses
Yes, to a large degree	22 (37.9%)
Yes, to some degree	19 (32.8%)
No	17 (29.3%)
Total	58 (100.0%)



19. How much do you agree with the following statement? During the pandemic I have experienced one or more of the following symptoms usually related to stress: Difficulty sleeping, mood swings, headaches, difficulty focusing, trouble with memory, palpitations (or other stress symptoms).

How much do you agree with the following statement? During the pandemic I have experienced one or more of the following symptoms usually related to stress: Difficulty sleeping, mood swings, headaches, difficulty focusing, trouble with memory, palpitations (or other stress symptoms).	Number of Responses
Strongly agree	24 (41.4%)
Agree	20 (34.5%)
Neither agree nor disagree	10 (17.2%)
Disagree	2 (3.4%)
Strongly disagree	2 (3.4%)
Total	58 (100.0%)



20. Anything else you would like to add? Did you experience any other issues that were not covered in this survey, but you wish to bring to our attention? Please elaborate here.